




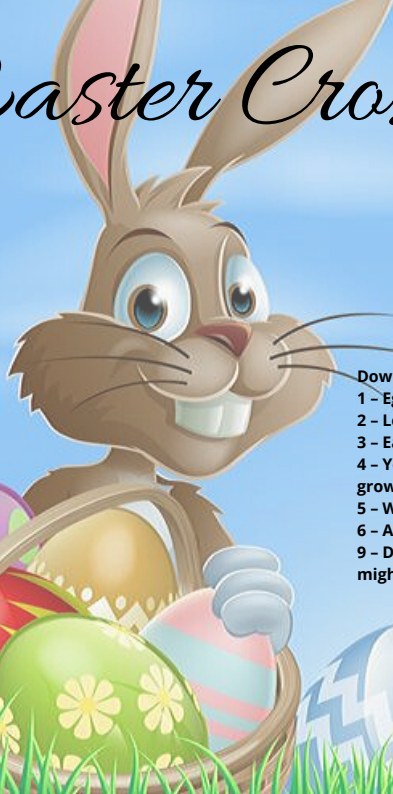
EDGE

Easter Activity Book



Compiled by the Edge Team

Easter Crossword



Down:

- 1 - Eggs might be made from this
- 2 - Look for eggs
- 3 - Easter day event
- 4 - Yellow or white spring flower that grows from a bulb
- 5 - What the Easter Bunny brings
- 6 - A pretty hat worn on Easter
- 9 - Don't eat too much of this, you might get a belly ache

Across:


- 4 - You might do this to eggs for Easter
- 7 - A hen makes this
- 8 - Used to colour eggs
- 9 - A hen's baby is called this
- 10 - Colourful candy you might find in an Easter basket
- 11 - What is Bugs surname?



Reunite Bugs with His Family



START



FINISH



Easter

WORD SEARCH

V	U	D	Q	N	B	S	N	A	E	B	Y	L	L	E	J	Z	N
W	R	O	W	P	F	L	J	H	W	A	H	X	E	U	G	E	K
F	B	U	N	N	Y	A	D	E	Z	M	C	D	T	R	P	P	C
L	C	Q	K	K	B	M	A	K	F	A	F	R	A	A	M	V	B
C	M	K	R	O	B	A	F	X	L	F	Y	L	B	R	T	C	
H	F	F	C	M	N	S	I	R	I	H	N	T	O	B	Y	O	D
I	S	I	H	C	N	E	R	F	B	V	W	J	C	I	U	I	Y
C	D	D	G	Y	R	I	E	O	U	A	J	G	O	T	E	R	E
K	X	Y	M	E	T	P	S	N	M	E	P	S	H	G	T	I	X
S	T	T	H	S	S	Y	E	G	G	S	K	H	C	W	Y	R	E
L	E	J	G	G	B	W	H	T	N	I	C	A	Y	H	K	T	C
I	K	V	D	N	G	M	C	J	U	G	U	U	K	N	S	Z	Z
D	S	Y	M	I	E	V	X	S	A	O	E	G	N	I	R	P	S
O	A	H	I	L	W	F	B	T	O	B	T	J	D	G	B	E	D
F	B	W	X	K	E	R	X	C	D	N	I	Q	K	M	L	Z	X
F	N	B	I	C	E	A	S	T	E	R	E	G	G	Y	F	C	L
A	G	B	F	U	W	Z	N	D	Q	S	I	Z	Q	N	O	Q	A
D	R	Q	Z	D	I	I	A	O	F	F	U	N	X	G	J	I	G

BUNNY	CHICKS
DUCKLINGS	LAMBS
DAFFODILS	RABBIT
EASTEREGG	SPRING
CHOCOLATE	EGGS
JELLYBEANS	BASKET
HYACINTH	IRIS





Count the Matching Easter Objects



EASTER

BINGO

HOW TO PLAY

- Use the two bingo cards provided for each player and cut out the calling cards below and place the cards into a bowl or a hat
- Pull one card at a time and describe the image to the players before showing them the card. E.g. "The Easter bunny with a basket of Easter eggs" or "an Easter egg"
- Cover the corresponding image on the bingo card with a marker or crayon
- To win a round and yell out BINGO! A player must cover 4 spaces in a row, either horizontally, vertically or diagonally

Card Sheet



Happy Easter





Happy Easter



Happy Easter



Happy Easter



Happy Easter



Happy Easter



Happy Easter



HAPPY EASTER



COLOUR
ME IN

COLOUR ME IN



Brain Teaser

It was Easter in Easter village and all the Easter bunnies are joyful. The annual Easter egg hunt was just finished. The Easter egg hunt is where four Easter bunnies search for any of the four colored eggs and then cross the finish line. Can you figure out which Easter bunny found which egg and what place they finished?

Easter bunnies - Mr Hops, Jumper, Long Ears and Mrs. Littenose
Easter Eggs - blue, red, green and yellow

Clues

Long Ears did not finish in 2nd place.

Jumper did not finish in 1st

Long Ears found the red Easter egg.

The bunny that finished in 2nd did not find the green egg.

Mr. Hops did not find the blue egg.

Littenose did not finish in 2nd.

The bunny that found the blue egg did not finish in 1st or 2nd.

Hops finished in 4th



Easter bunny craft



Using very few materials, they can be made into masks and used in imaginary play or displayed in a way that will create some Easter cheer.



You will need:

Paper plate x 2

Sticky tape or school glue

Decorative paints, pens etc,

Paper

Pom pom (or Cotton Wool)

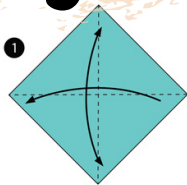
Pipe cleaner

Scissors

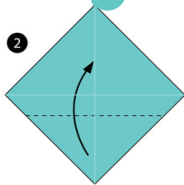


- Simply begin by cutting one of the paper plates in half. These two halves will become the ears.
- Before attaching the paper plate ears to the face, you might like your child to decorate both plates however they like.
- Once the paper plates are dry then your child can go about attaching the two paper plate halves to the back of the other paper plate, see above.
- Then the pipe cleaner whiskers, pom pom nose and cut out paper eyes can be added with glue. It really is that easy and oh so adorable.

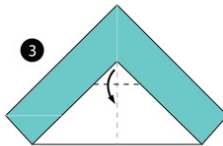
origami penguin



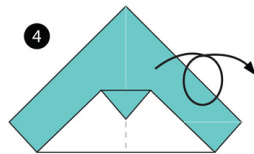
Step 1) Fold and unfold the paper in half both ways.



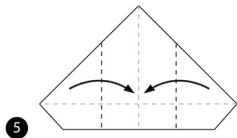
Step 2) Fold the paper up along the dotted line.



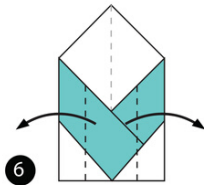
Step 3) Fold the tip of the top layer of paper down along the dotted line.



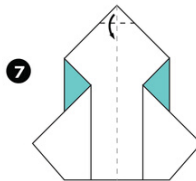
Step 4) Turn the paper over.



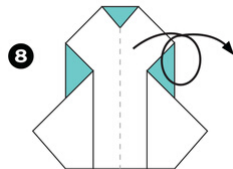
Step 5) Fold both sides in along the dotted lines. One side will be on top of the other.



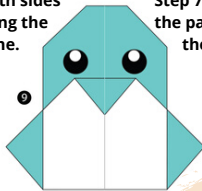
Step 6) Fold both sides back out along the dotted line.



Step 7) Fold the top of the paper down along the dotted line.



Step 8) Turn the paper over.



**The completed
baby penguin**

Compiled by Stefan Enslin





Spot 10 Differences





Garden Yoga for Kids



Pretend to be a tree

Tree Pose: Stand on one leg. Bend the other knee and place the sole of your foot on your inner thigh. Stay like a tree in the breeze. Now the other side.



Pretend to be a frog

Squat Pose: Come down to a squat with your knees apart and arms resting between your knees. Touch your hands to the ground. Jump like a frog.



Pretend to be a seed

Child's Pose: Sit back on your heels and bring your forehead down to rest on the floor. Pretend to be a seed in the garden.



Pretend to be a butterfly

Cobbler's Pose: Sit on your buttocks with a tall spine. Bend your legs with the soles of your feet together. Flap your legs like the wings of a butterfly.



Pretend to be a flower

Flower Pose: Lift your bent legs, balancing on your sitting bones. Weave your arms under your legs, palms up. Pretend to be a flower in bloom.



Easter Word Scramble

Abrbit _____

Aduysn _____

Yllje Asnbe _____

Pho _____

Sgeg _____

Hckci _____

Satree _____

Balm _____

Ktesba _____

Srocs _____

Nynbu _____

Pulit _____

Eothcolac _____

Dyiloah _____

Nuf _____

Wellyo _____

Uhnt _____

Nset _____

Tacrор _____

Dacyn _____

Answers

Crossword

Down

- 1 - Chocolate
- 2 - Hunt
- 3 - Parade
- 4 - Daffodil
- 5 - Basket
- 6 - Bonnet
- 9 - Candy

Across

- 4 - Decorate
- 7 - Egg
- 8 - Dye
- 9 - Chick
- 10 - Jellybean
- 11 - Bunny

Spot 10 differences



Count the Matching Easter Objects



Word Search



Word Scramble

- Rabbit
Sunday
Jelly Beans
Hop
Eggs
Chick
Easter
Lamb
Basket
Cross

- Bunny
Tulip
Chocolate
Holiday
Fun
Yellow
Hunt
Nest
Carrot
Candy

Brain Teaser

- Long Ears - Red - 1st
Jumper - Yellow - 2nd
Mrs. Littlenose - Blue - 3rd
Mr. Hops - Green - 4th

