

UNITED STATES BANKRUPTCY COURT
SOUTHERN DISTRICT OF NEW YORK

In re LightSquared Inc., et al.
Debtor

Case No. 12-12080 (SCC)

Reporting Period: October 1 - October 31, 2014

Federal Tax I.D. # 23-2368845

CORPORATE MONTHLY OPERATING REPORT

File with the Court and submit a copy to the United States Trustee within 20 days after the end of the month and submit a copy of the report to any official committee appointed in the case.

(Reports for Rochester and Buffalo Divisions of Western District of New York are due 15 days after the end of the month, as are the reports for Southern District of New York.)

REQUIRED DOCUMENTS	Form No.	Document Attached	Explanation Attached
Schedule of Cash Receipts and Disbursements	MOR-1	x	
Bank Reconciliation (or copies of debtor's bank reconciliations)	MOR-1 (CONT)	x	
Copies of bank statements		x	
Cash disbursements journals		x	
Statement of Operations	MOR-2	x	
Balance Sheet	MOR-3	x	
Status of Post-petition Taxes	MOR-4	x	
Copies of IRS Form 6123 or payment receipt			ADP reports attached
Copies of tax returns filed during reporting period			
Summary of Unpaid Post-petition Debts	MOR-4	x	
Listing of Aged Accounts Payable		x	
Accounts Receivable Reconciliation and Aging	MOR-5	x	
Taxes Reconciliation and Aging	MOR-5	x	
Payments to Insiders and Professional	MOR-6	x	
Post Petition Status of Secured Notes, Leases Payable	MOR-6	x	
Debtor Questionnaire	MOR-7	x	

I declare under penalty of perjury (28 U.S.C. Section 1746) that this report and the attached documents are true and correct to the best of my knowledge and belief.

M. R. Montagner

Date: November 14, 2014

Marc R. Montagner



121208014111400000000002

In re LightSquared Inc., et al.
Debtor

Case No. 12-12080 (SCC)
Reporting Period: October 1 - October 31, 2014

SCHEDULE OF CASH RECEIPTS AND DISBURSEMENTS

	Inc.	TMI	One Dot Six	LP	Corp. (USD)	CURRENT MONTH ACTUAL (TOTAL OF ALL ACCOUNTS)
CASH - BEGINNING OF MONTH	\$ 1,953,560	\$ 10,896,585	\$ 1,304,573	\$ 20,535,938	\$ 369,250	\$ 35,059,906
RECEIPTS						
ACCOUNTS RECEIVABLE - POSTPETITION	-	-	-	1,178,452	655,041	1,833,493
INTEREST RECEIVED	28	1,266	-	194	-	1,488
OTHER (ATTACH LIST)	-	185	10,000,000	7,192	34,131	10,041,508
TRANSFERS (FROM DIP ACCTS)	1,855,126	-	-	-	179,035	2,034,161
TOTAL RECEIPTS	\$ 1,855,154	\$ 1,451	\$ 10,000,000	\$ 1,185,838	\$ 868,207	\$ 13,910,650
DISBURSEMENTS						
NET PAYROLL	-	-	-	(796,846)	(244,879)	(1,041,725)
PAYROLL TAXES	-	-	-	(371,810)	(100,208)	(472,018)
SALES, USE, & OTHER TAXES	-	-	(8,714)	(10,562)	(23,288)	(42,564)
INVENTORY PURCHASES	-	-	-	(36,750)	-	(36,750)
SECURED/ RENTAL/ LEASES	-	-	-	(257,440)	(140,639)	(398,079)
ADMINISTRATIVE	(19,373)	-	(4,320)	(93,383)	(5,097)	(122,173)
OTHER (ATTACH LIST)	(22,857)	(2,195)	(7,402,196)	(1,523,822)	(286,276)	(9,237,346)
TRANSFERS (TO DIP ACCTS)	-	-	(1,855,126)	(179,035)	-	(2,034,161)
PROFESSIONAL FEES	(1,863,313)	-	-	(3,203,710)	(12,856)	(5,079,879)
U.S. TRUSTEE QUARTERLY FEES	(16,575)	-	(5,200)	(22,275)	(10,075)	(54,125)
TOTAL DISBURSEMENTS	\$ (1,922,118)	\$ (2,195)	\$ (9,275,556)	\$ (6,495,633)	\$ (823,318)	\$ (18,518,820)
NET CASH FLOW (RECEIPTS LESS DISBURSEMENTS)	(66,964)	(744)	724,444	(5,309,795)	44,889	(4,608,170)
CASH - END OF MONTH	\$ 1,886,596	\$ 10,895,841	\$ 2,029,017	\$ 15,226,143	\$ 414,139	\$ 30,451,736

	BANK ACCOUNTS				
	Inc.	TMI Communications	One Dot Six	LP	Corp (USD)
OTHER RECEIPTS					
VENDOR REFUND	-	-	-	4,587	-
BENEFITS REFUND	-	-	-	2,605	-
TAX REFUND	-	-	-	-	27,152
DIP LOAN	-	-	10,000,000	-	-
UNREALIZED FX GAIN	-	185	-	-	6,979
TOTAL OTHER	\$ -	\$ 185	\$ 10,000,000	\$ 7,192	\$ 34,131

	BANK ACCOUNTS				
	Inc.	TMI Communications	One Dot Six	LP	Corp (USD)
OTHER DISBURSEMENTS					
BANK FEES	(726)	(2,195)	(427)	(2,284)	(912)
401K / PENSION	-	-	-	(73,505)	(39,957)
BOEING	-	-	-	(414,750)	-
ERP	-	-	-	(13,445)	-
FACILITIES	-	-	-	(20,425)	(31,119)
LEGAL	(22,131)	-	-	(288,943)	-
NETWORK RELATED	-	-	-	(11,765)	-
PAYROLL BENEFITS	-	-	-	(138,669)	(45,595)
REGULATORY	-	-	-	(259,374)	(18,985)
SPECTRUM MANANGEMENT	-	-	-	-	-
TELECOM	-	-	(3,340)	(44,874)	(45,178)
TELEMETRY, TRACKING & CONTROL	-	-	-	(113,000)	(63,845)
TRAVEL	-	-	-	(15,230)	(7,985)
ADEQUATE PROTECTION PAYMENTS	-	-	-	-	-
ONE DOT SIX LEASE RELATED	-	-	(7,396,050)	-	-
OTHER	-	-	(2,379)	(127,558)	(32,700)
TOTAL OTHER	\$ (22,857)	\$ (2,195)	\$ (7,402,196)	\$ (1,523,822)	\$ (286,276)

Represents all entities with bank accounts; all other debtors do not have bank accounts or any bank activity.

THE FOLLOWING SECTION MUST BE COMPLETED

DISBURSEMENTS FOR CALCULATING U.S. TRUSTEE QUARTERLY FEES: (FROM CURRENT MONTH ACTUAL COLUMN)

TOTAL DISBURSEMENTS	\$ 18,518,820
LESS: TRANSFERS TO OTHER DEBTOR IN POSSESSION ACCOUNTS	(2,034,161)
PLUS: ESTATE DISBURSEMENTS MADE BY OUTSIDE SOURCES (i.e. from escrow accounts)	-
TOTAL DISBURSEMENTS FOR CALCULATING U.S. TRUSTEE QUARTERLY FEES	\$ 16,484,659

In re LightSquared Inc., et al.

Case No. 12-12080 (SCC)

Debtor

Reporting Period: October 1 - October 31, 2014

Continuation Sheet for MOR-1

BANK RECONCILIATIONS

	Inc. #2103, #3416, #4676	TMI #3506	One Dot Six #3130	LP #3272, #3498, #2528, #9959, #3051EUR, #3051CAD, #4530	Corp. #9411, #1518, #9842
BALANCE PER BOOKS (USD)	\$ 1,886,596	\$ 10,895,841	\$ 2,029,017	\$ 15,226,143	\$ 414,139
BANK BALANCE (NOMINAL CURRENCY)	1,991,335	10,895,841	2,032,946	15,487,517	485,882
(+) DEPOSITS IN TRANSIT (ATTACH LIST)	-	-	-	-	-
(-) OUTSTANDING CHECKS (ATTACH LIST):	(4,739)	-	(3,929)	(154,919)	(39,023)
OTHER (ATTACH EXPLANATION)	(100,000)	-	-	(106,455)	(32,719)
ADJUSTED BANK BALANCE (USD)	\$ 1,886,596	\$ 10,895,841	\$ 2,029,017	\$ 15,226,143	\$ 414,139

CHECKS OUTSTANDING - Inc.					
Vendor	Ck. #	Amount	Vendor	Ck. #	Amount
KURTZMAN CARSON CONSULTING	21209	4,739			
SUBTOTAL		4,739			-
TOTAL					4,739
CHECKS OUTSTANDING - One Dot Six					
Vendor	Ck. #	Amount	Vendor	Ck. #	Amount
MINNESOTA REVENUE	12552	739	CITY OF BALTIMORE	12612	3,124
DTE ENERGY COMPANY	12610	66			
SUBTOTAL		805			3,124
TOTAL					3,929
CHECKS OUTSTANDING - LP					
Vendor	Ck. #	Amount	Vendor	Ck. #	Amount
ORGANIZATION OF AMERICAN STATES	85945	3,500	MET LIFE	85953	7,262
VELOCITY TELECOM	85946	1,250	PROVIDENT LIFE AND ACCIDENT INS	85954	2,696
THE LAW OFFICE OF JOHN T WHELAN	85947	2,300	AETNA LIFE INSURANCE COMPANY	85955	103,497
KURTZMAN CARSON CONSULTANTS LLC	85950	26,854	GARNISHMENT CHECK		102
EARTHLINK BUSINESS	85951	7,354	GARNISHMENT CHECK		102
SUBTOTAL		41,258			113,661
TOTAL					154,919
CHECKS OUTSTANDING - CORP (CAD)					
Vendor	Ck. #	Amount	Vendor	Ck. #	Amount
ALLSTREAM	72107	2,904	BELL	72116	90
BELL CANADA	72109	667	ALVAREZ & MARSAL CANADA	72117	14,136
SERVICE MASTER OF CANADA	72114	421	MANULIFE FINANCIAL	72118	24,184
ALLSTREAM	72115	1,276			
SUBTOTAL		CAD 5,268			CAD 38,411
TOTAL					CAD 43,679
OTHER					
Inc.	TMI	One Dot Six	LP	Corp.	
Less: Restricted Accounts (Included as Long-Term Restricted Cash in GL)	(100,000)	-	-	(106,455)	-
FX Exchange	-	-	-	-	(32,719)
SUBTOTAL: OTHER	\$ (100,000)	\$ -	\$ -	\$ (106,455)	\$ (32,719)

In re LightSquared Inc., et al.
Debtor

Case No. 12-12080 (SCC)
Reporting Period: October 1 - October 31, 2014

SUMMARY OF BANK ACCOUNTS

Entity	Account Type	Description	Acct # (Last 4)	Bank	31-Oct-14
LightSquared Inc.	Operating / Disbursement	Inc. Operating Account	2103	SunTrust Bank	1,849,547
LightSquared Inc.	Investment Account	Inc. Investment Account	3416	RBC	41,789
LightSquared Inc.	Collateral Account	Credit Card Collateral	4676	Bank of America	
LightSquared Inc.	Collateral Account	\$100K Restricted (credit card collateral)	6574	SunTrust Bank	100,000
TMI Communications Delaware, Limited Partnership	Investment Account	TMI Investment Account	3506	RBC	10,895,841
One Dot Six Corp.	Operating / Disbursement	1.6 Operating Account	3130	SunTrust Bank	92,111
One Dot Six Corp.	Collateral Account		6579	US Bank	1,940,835
LightSquared LP	Operating / Disbursement	LP Operating Account	3272	SunTrust Bank	15,327,131
LightSquared LP	Investment Account	LP Investment Account	3498	RBC	24,138
LightSquared LP	Investment Account	LP Investment Account	2528	Morgan Stanley Smith Barney	8,304
LightSquared LP	Collateral Account	\$712.5K Restricted (LC & credit card collateral)	9959	Comerica	106,558
LightSquared LP	Multi Currency Account	EUR	3051EUR	SunTrust Bank	-
LightSquared LP	Multi Currency Account	CAD	3051CAD	SunTrust Bank	-
LightSquared LP	Multi Currency Account	EUR	4530	Wells Fargo	-
LightSquared LP	Collateral Account	Utilities Deposit Account	6568	SunTrust Bank	21,386
LightSquared Corp.	CAD Operating / Disbursement	Corp CAD Operating Account	9411	ScotiaBank	CAD 306,980
LightSquared Corp.	CAD Investment Account	Corp Sweep investment	1518	ScotiaBank	
LightSquared Corp.	USD Operating / Disbursement	Corp USD Operating Account	9842	SunTrust Bank	178,902
LightSquared Network LLC	Operating / Disbursement	Network LLC Operating Account	9354	SunTrust Bank	-

Represents all entities with bank accounts; all other debtors do not have bank accounts or any bank activity.

In re LightSquared Inc., et al.
Debtor

12-12080 (SCC)
October 1 - October 31, 2014

LIGHTSQUARED INC. AND RELATED CASES		DISBURSEMENTS			
CASE NO.	CASE NAME:	OCTOBER	LESS: TRANSFERS TO OTHER DEBTOR IN POSSESSION ACCOUNTS	SUBTOTAL	ESTIMATED QTRLY FEES OWED
12-12080	LightSquared Inc.	\$ 1,922,118	\$ -	\$ 1,922,118	\$ 6,500
12-12081	LightSquared LP	\$ 6,495,633	\$ (179,035)	\$ 6,316,598	\$ 13,000
12-12082	LightSquared Corp.	\$ 823,318	\$ -	\$ 823,318	\$ 4,875
12-12083	LightSquared Network LLC	\$ -	\$ -	\$ -	\$ 325
12-12084	One Dot Six Corp.	\$ 9,275,556	\$ (1,855,126)	\$ 7,420,430	\$ 13,000
12-12085	TMI Communications Delaware, Limited Partnership	\$ 2,195	\$ -	\$ 2,195	\$ 4,875
12-12086	ATC Technologies, LLC	\$ -	\$ -	\$ -	\$ 325
12-12088	Lightsquared Bermuda Ltd.	\$ -	\$ -	\$ -	\$ 325
12-12089	LightSquared Finance Co.	\$ -	\$ -	\$ -	\$ 325
12-12091	LightSquared GP Inc.	\$ -	\$ -	\$ -	\$ 325
12-12092	LightSquared Inc. of Virginia	\$ -	\$ -	\$ -	\$ 325
12-12093	LightSquared Investors Holdings Inc.	\$ -	\$ -	\$ -	\$ 325
12-12094	LightSquared Subsidiary LLC	\$ -	\$ -	\$ -	\$ 325
12-12095	One Dot Four Corp.	\$ -	\$ -	\$ -	\$ 325
12-12096	One Dot Six TVCC Corp.	\$ -	\$ -	\$ -	\$ 325
12-12097	SkyTerra (Canada) Inc.	\$ -	\$ -	\$ -	\$ 325
12-12098	SkyTerra Holdings (Canada) Inc.	\$ -	\$ -	\$ -	\$ 325
12-12099	SkyTerra Investors LLC	\$ -	\$ -	\$ -	\$ 325
12-12101	SkyTerra Rollup LLC	\$ -	\$ -	\$ -	\$ 325
12-12102	SkyTerra Rollup Sub LLC	\$ -	\$ -	\$ -	\$ 325
	GRAND TOTAL:	\$ 18,518,820	\$ (2,034,161)	\$ 16,484,659	\$ 47,125

In re LightSquared Inc., et al.

Debtor

Case No. 12-12080 (SCC)

Reporting Period: October 1 - October 31, 2014

STATEMENT OF OPERATIONS (Income Statement)

The Statement of Operations is to be prepared on an accrual basis. The accrual basis of accounting recognizes revenue when it is realized and expenses when they are incurred, regardless of when cash is actually received or paid.

REVENUES	MONTH	CUMULATIVE -FILING TO DATE
Gross Revenues	1,564,971	65,197,904
Less: Returns and Allowances	-	-
Net Revenue	1,564,971	65,197,904
COST OF GOODS SOLD		
Beginning Inventory	3,319,468	2,942,318
Add: Purchases	57,651	5,890,348
Less: Warehousing and RMA costs	(5,675)	(389,113)
Less: Ending Inventory	3,091,603	3,091,603
Cost of Goods Sold	291,191	6,402,527
Net Revenue Less Direct COGS Related to Equipment Sales	1,273,780	58,795,377
OPERATING EXPENSES		
Advertising	39,659	2,577,878
Employee Benefits Programs	137,761	4,609,166
Officer/Insider Compensation*	218,366	9,969,689
Insurance	615,055	21,415,569
Management Fees/Bonuses	193,340	8,256,060
Office Expense	31,067	1,076,229
Pension & Profit-Sharing Plans	45,447	2,021,125
Rent and Lease Expense	515,898	13,733,005
Salaries/Commissions/Fees	1,151,862	134,095,949
Supplies	98,808	10,267,779
Taxes - Payroll	51,202	2,592,206
Taxes - Other	35,082	880,369
Travel and Entertainment	27,996	1,186,322
Utilities	14,183	465,875
Other (attach schedule)	7,129,977	111,834,069
Total Operating Expenses Before Depreciation	10,305,703	324,971,183
Depreciation/Depletion/Amortization	12,589,546	308,415,854
Net Profit (Loss) Before Other Income & Expenses	(21,621,469)	(574,591,660)
OTHER INCOME AND EXPENSES		
Other Income (attach schedule)	59,464	1,063,381
Interest Expense	(41,596,086)	(1,023,422,970)
Other Expense (attach schedule)	(908)	(9,288,917)
Net Profit (Loss) Before Reorganization Items	(63,158,999)	(1,606,240,167)
REORGANIZATION ITEMS		
Professional Fees	(4,341,783)	(121,099,951)
U. S. Trustee Quarterly Fees	(47,125)	(646,825)
Total Reorganization Expenses	(4,388,908)	(121,746,776)
Income Taxes	-	-
Net Profit (Loss)**	(67,547,907)	(1,727,986,943)

* "Insider" is defined in 11 U.S.C. Section 101(31).

** This number includes PIK interest and other non cash items. Total cash disbursements during the reporting period totaled \$18,518,820 as reported on page 2.

In re LightSquared Inc., et al.

Debtor

Case No. 12-12080 (SCC)

Reporting Period: October 1 - October 31, 2014

BREAKDOWN OF "OTHER" CATEGORY

OTHER OPERATIONAL EXPENSES	MONTH	CUMULATIVE - FILING TO DATE
Consultants	210,743	8,399,810
Mobile Communications	15,319	470,721
Library, Publications and Subscriptions	6,522	293,485
Professional Memberships	1,630	138,113
Misc. Exps.	-	4,810,264
Stock Transfer Fees	-	14,152
Banking Fees	29,728	846,270
Credit Card Processing Fees	-	1,814
Expense Reimbursement Processing Fees	977	53,181
Bill Printing	-	2,222
Managed Services	19,245	2,578,024
Telemetry, Tracking and Control	169,500	4,992,328
Interconnect	63,916	1,937,400
CGS and Network Maintenance	201,619	8,198,055
Spectrum Reuse Fee	5,989,515	55,586,835
Infrastructure Support	13,729	387,783
R&D Projects	-	3,410,618
Legal Expenses	68,483	4,731,927
Regulatory Expenses	94,696	6,079,251
Lobbying Expenses	82,365	5,804,391
Regulatory License Fees	23,587	889,931
Patent Legal Fees	116,252	1,642,637
Telecom Fees, Net	2,585	(127,303)
Interconnect, Net	3,811	122,474
Industry Canada Fees, Net	-	37,492
E 911 Referral Charges	3,000	88,742
Mapping Applications Fees	990	29,638
Retail Royalty Fees Paid	-	101,242
Transport	11,765	336,184
Managed Services - Wireless	-	(13,613)
SUBTOTAL: OTHER OPERATIONAL EXPENSES	7,129,977	111,844,070

OTHER INCOME

Interest Income	1,488	248,836
TerreStar IP Sharing Fees	57,976	814,545
SUBTOTAL: OTHER INCOME	59,464	1,063,381

OTHER EXPENSES

Gain/(Loss) on Disposal of Assets	-	(9,200,353)
Loss on Sale of Retail A/R	-	(44,961)
FX Gain/(Loss)	(908)	(43,604)
SUBTOTAL: OTHER EXPENSES	(908)	(9,288,918)

In re LightSquared Inc., et al.
Debtor

Case No. 12-12080 (SCC)
Reporting Period: October 1 - October 31, 2014

BALANCE SHEET

The Balance Sheet is to be completed on an accrual basis only. Pre-petition liabilities must be classified separately from post-petition obligations.

ASSETS	BOOK VALUE AT END OF CURRENT REPORTING MONTH	BOOK VALUE AT END OF PRIOR REPORTING MONTH	BOOK VALUE ON PETITION DATE OR SCHEDULED
CURRENT ASSETS			
Unrestricted Cash and Equivalents	30,451,736	35,059,906	207,623,587
Restricted Cash and Cash Equivalents	-	-	-
Accounts Receivable (Net)	1,430,919	1,697,499	4,512,534
Inventories	3,091,603	3,319,468	2,942,318
Prepaid Expenses	15,949,410	10,317,312	16,803,034
Professional Retainers	728,714	728,714	3,272,684
Other Current Assets (attach schedule)	7,277,384	7,277,384	10,451,589
TOTAL CURRENT ASSETS	58,929,766	58,400,283	245,605,746
PROPERTY & EQUIPMENT			
Property, Plant and Equipment	701,185,880	701,497,811	714,901,432
Satellite System Under Construction	437,553,771	437,583,459	404,933,596
Wireless Network Under Construction	1,355,041	1,359,535	16,542,238
Less: Accumulated Depreciation	(206,745,529)	(203,267,533)	(102,371,776)
TOTAL PROPERTY & EQUIPMENT	933,349,163	937,173,272	1,034,005,490
OTHER ASSETS			
Restricted Cash	206,455	206,455	987,540
Spectrum	2,265,525,937	2,272,955,148	2,417,027,155
Other Intangibles	117,442,726	118,925,367	161,660,901
Other Assets (attach schedule)	181,302,898	182,785,499	209,177,382
TOTAL OTHER ASSETS	2,564,478,016	2,574,872,469	2,788,852,978
TOTAL ASSETS	3,556,756,945	3,570,446,024	4,068,464,214

LIABILITIES AND OWNER EQUITY	BOOK VALUE AT END OF CURRENT REPORTING MONTH	BOOK VALUE AT END OF PRIOR REPORTING MONTH	BOOK VALUE ON PETITION DATE
LIABILITIES NOT SUBJECT TO COMPROMISE (Post petition)			
Accounts Payable	5,588,053	4,737,096	-
Taxes Payable (refer to FORM MOR-4)	3,389	-	-
Secured Debt / Adequate Protection Payments*	2,903,479,600	2,884,007,787	1,871,474,793
Accrued Interest Payable*	31,470,604	1,076,893	30,973,708
Other Post-petition Liabilities (attach schedule)	79,966,088	76,649,487	-
TOTAL POST-PETITION LIABILITIES	3,020,507,734	2,966,471,263	1,902,448,501
LIABILITIES SUBJECT TO COMPROMISE (Pre-Petition)			
Accounts Payable	2,457,208	2,457,613	2,079,255
Unsecured Liabilities	423,141,355	423,141,355	411,705,179
TOTAL PRE-PETITION LIABILITIES	425,598,563	425,598,968	413,784,434
TOTAL LIABILITIES	3,446,106,298	3,392,070,232	2,316,232,935
OWNERS' EQUITY			
Capital Stock	95,268	95,268	95,268
Additional Paid-In Capital	2,693,599,029	2,698,298,494	2,721,922,968
Mandatory Redeemable Securities	539,893,391	535,232,141	418,115,236
Accumulated Other Comprehensive Income	(7,215,987)	(7,076,963)	(168,082)
Retained Earnings - Pre-Petition	(1,387,734,111)	(1,387,734,111)	(1,387,734,111)
Retained Earnings - Post-petition	(1,727,986,943)	(1,660,439,036)	-
Adjustments to Owner Equity (attach schedule)	-	-	-
Post-petition Contributions (attach schedule)	-	-	-
NET OWNERS' EQUITY	110,650,647	178,375,793	1,752,231,279
TOTAL LIABILITIES AND OWNERS' EQUITY	3,556,756,945	3,570,446,024	4,068,464,214

* If LP lenders are ultimately entitled to receive post-petition default rate of interest, the accreted value of loan may increase.

In re LightSquared Inc., et al.
Debtor

Case No. 12-12080 (SCC)
Reporting Period: October 1 - October 31, 2014

BALANCE SHEET - continuation section			
ASSETS	BOOK VALUE AT END OF CURRENT REPORTING MONTH	BOOK VALUE AT END OF PRIOR REPORTING MONTH	BOOK VALUE ON PETITION DATE
Other Current Assets			
Deferred Tax Asset	7,277,384	7,277,384	7,277,384
GST/HST Input paid	-	-	3,193,967
HST - Non Recoverable	-	-	(19,762)
SUBTOTAL	7,277,384	7,277,384	10,451,589
Gross PPE			
Satellites	596,683,105	596,773,813	602,883,537
Satellite GS Equipment	89,071,448	89,263,903	95,813,687
Satellite GS Leasehold Improvements	10,781,852	10,807,610	8,862,412
Wireless Network - Test Equipment	907,040	907,040	907,040
Other Assets In Process	-	-	162,942
Leasehold Improvements	1,533,575	1,533,649	2,209,484
Office Furniture, Fixtures and Equipment	698,642	698,953	957,978
Office Network Equipment	1,510,218	1,512,843	1,590,850
Fixed Asset Account	-	-	1,513,502
SUBTOTAL	701,185,880	701,497,811	714,901,432
Other Assets			
Debt Issued Costs, Net	1,707,068	2,561,002	27,992,481
Long-Term Prepaid Assets	179,595,830	180,224,497	181,184,901
SUBTOTAL	181,302,898	182,785,499	209,177,382
LIABILITIES AND OWNER EQUITY	BOOK VALUE AT END OF CURRENT REPORTING MONTH	BOOK VALUE AT END OF PRIOR REPORTING MONTH	BOOK VALUE ON PETITION DATE
Pre-petition Unsecured Liabilities			
Accrued Expenses - Pre Petition	22,922,105	22,922,105	6,707,602
Staffing Related	-	-	4,522,676
Deferred Rent	1,242,361	1,242,361	1,311,010
Deferred Revenue	65,088	65,088	252,090
Deferred Tax Liability - L/T	304,204,988	304,204,988	304,204,988
Other Long Term Liabilities	94,706,813	94,706,813	94,706,813
SUBTOTAL	423,141,355	423,141,355	411,705,179
Post-petition Unsecured Liabilities			
Accrued Expenses	54,543,987	52,319,965	
Staffing Related	2,829,018	2,534,513	
Deferred Revenue	356,535	464,488	
Deferred Rent	620,401	591,003	
Other Long Term Liabilities	21,616,147	20,739,518	
SUBTOTAL	79,966,088	76,649,487	

In re LightSquared Inc., et al.
Debtor

Case No. 12-12080 (SCC)
Reporting Period: October 1 - October 31, 2014

STATUS OF POST-PETITION TAXES

The beginning tax liability should be the ending liability from the prior month or, if this is the first report, the amount should be zero.
Attach photocopies of IRS Form 6123 or payment receipt to verify payment or deposit of federal payroll taxes.
Attach photocopies of any tax returns filed during the reporting period.

Federal	Beginning Tax	Amount Withheld and/or Accrued	Amount Paid	Date Paid	Check # or EFT	Ending Tax
Withholding	-	233,540	233,540	10/1, 10/8, 10/15, 10/22 & 10/29	EFT	-
Canada Federal	-	92,495	92,495	10/1, 10/8, 10/15, 10/22 & 10/29	WIRE	-
FICA-Employee	-	37,762	37,762	10/1, 10/8, 10/15, 10/22 & 10/29	EFT	-
FICA-Employer	-	31,878	31,878	10/1, 10/8, 10/15, 10/22 & 10/29	EFT	-
Canada GPP EI-Employee	-	326	326	10/1, 10/8, 10/15, 10/22 & 10/29	WIRE	-
Canada GPP, EI & EHT Employer	-	7,387	7,387	10/1, 10/8, 10/15, 10/22 & 10/29	WIRE	-
Unemployment	-	55	55	10/1, 10/8, 10/15, 10/22 & 10/29	EFT	-
Income	-	-	-			-
Other: _____	-	-	-			-
Total Federal Taxes	-	403,443	403,443			-
State and Local						
Withholding	-	68,575	68,575	10/1, 10/8, 10/15, 10/22 & 10/29	EFT	-
Sales	-	-	-			-
Excise	-	-	-			-
Unemployment	-	-	-			-
Real Property	-	-	-			-
Personal Property	-	-	-			-
Other: _____	-	-	-			-
Total State and Local Taxes	-	68,575	68,575			-
Total Taxes	-	472,018	472,018			-

SUMMARY OF UNPAID POST-PETITION DEBTS

Attach aged listing of accounts payable.

	Number of Days Past Due					
	Current	0-30	31-60	61-90	Over 91	Total
Accounts Payable	286,273	-	-	-	-	286,273
Wages Payable	-	-	-	-	-	-
Taxes Payable	3,389	-	-	-	-	3,389
Rent/Leases-Building	-	-	-	-	-	-
Rent/Leases-Equipment	-	-	-	-	-	-
Professional Fees	5,301,781	-	-	-	-	5,301,781
Amounts Due to Insiders	-	-	-	-	-	-
Total Post-petition Debts	5,591,442	-	-	-	-	5,591,442

In re LightSquared Inc., et al.

Case No. 12-12080 (SCC)

Debtor

Reporting Period: October 1 - October 31, 2014

POST PETITION ACCOUNTS PAYABLE AGING

Vendor	Current	0-30	31-60	Over 60	Grand Total
ADP INC	3,122				3,122
AKIN GUMP STRAUSS HAUER & FELD LLP	664,569				664,569
ALASKA PUBLIC MEDIA	637				637
ALVAREZ & MARSAL NORTH AMERICA, LLC	5,880				5,880
AT&T	10,420				10,420
AT&T GLOBAL SERVICES CANADA CO	4,534				4,534
AT&T MOBILITY	46				46
BELL CANADA	1,007				1,007
BELL MOBILITY INC	6,914				6,914
BENNETT JONES LLP	38,614				38,614
BRUDEN CORPORATION	1,800				1,800
CINTAS CORP	137				137
CITYSCAPE	3,533				3,533
COLLIN COUNTY TAX ASSESSOR COLLECTOR	1,223				1,223
COMCAST COMMUNICATIONS	442				442
COMMONWEALTH EDISON COMPANY	195				195
CONSOLIDATED EDISON, INC	514				514
COX COMMUNICATIONS	74				74
DENTONS CANADA LLP	99,078				99,078
DIRECT ENERGY BUSINESS, LLC	224				224
DLA PIPER LLP US	2,365				2,365
DOMINION VIRGINIA POWER	73				73
ELLIS COUNTY TAX ASSESSOR-COLLECTOR	910				910
ERNST & YOUNG LLP	134,711				134,711
EXFO	316				316
EXPERIS FINANCE US, LLC	4,320				4,320
FEDEX	340				340
FIDELITY SECURITY LIFE INSURANCE/EYEMED	1,026				1,026
GE CAPITAL	966				966
GIBSON, DUNN & CRUTCHER LLP	10,852				10,852
HYDRO OTTAWA	31,785				31,785
ICIMSCOM	250				250
IMPACT OFFICE PRODUCTS LLC	779				779
IMPERIAL COFFEE AND SERVICES INC	188				188
INOVA HEALTHSOURCE	850				850
INSTITUTE OF ELECTRICAL AND ELECTRONIC ENGINEERS	2,995				2,995
INTERSTATE TRS FUND	3,569				3,569
INTRADO INC	3,000				3,000
JEA	203				203
KCP&L	249				249
KIRKLAND AND ELLIS LLP	604,159				604,159
LATHAM AND WATKINS LLP	261,987				261,987
LMG INC	35,000				35,000
MCDERMOTT WILL & EMERY LLP	18,558				18,558
MERIDIAN IMAGING SOLUTIONS	296				296
MIDAMERICAN ENERGY COMPANY	79				79
MILBANK TWEED HADLEY & MCCLOY LLP	1,794,111				1,794,111
MOELIS & COMPANY LLC	120,000				120,000
MSR CUSTOMS CORPORATION	23,790				23,790
MULTNOMAH COUNTY TAX COLLECTOR	846				846
NEW YORK STATE ELECTRIC AND GAS CORPORATION	196				196
NEWFOUNDLAND BROADCASTING CO LTD	858				858
OPSVISION SOLUTIONS	21,600				21,600
ORBIT LOGISTICS	1,216				1,216
PILLSBURY WINTHROP SHAW PITTMAN LLP	77,422				77,422
POLARIS LOGISTICS	1,400				1,400
RESOLVIT	3,500				3,500
RICHLAND COUNTY TREASURY	1,256				1,256
RICOH	(852)				(852)
RICOH USA, INC	1,441				1,441
ROBBINS, RUSSELL, ENGLERT, ORSECK, UNTEREINER & SAUBE	20,366				20,366
ROBERT D RODRIGUEZ	2,200				2,200
RR DONNELLEY	6,815				6,815
SCE&G	293				293
SDC MANAGEMENT SOLUTIONS	5,045				5,045
SHIELDS ENVIRONMENTAL INC	107				107
SHRED-IT OTTAWA	131				131
SPECIALTY MICROWAVE CORP.	2,800				2,800
SPRINT	6,644				6,644
STAPLES ADVANTAGE	51				51
TAMPA ELECTRIC COMPANY	152				152
TEKSYSTEMS CORPORATION	10,721				10,721
TELUS	171				171
TESTEQUITY INC	727				727
THE CLEVELAND ELECTRIC ILLUMINATING COMPANY	101				101
TRITON SECURITY INC	7,229				7,229
TXU ENERGY RETAIL COMPANY LLC	221				221
UNITED PARCEL SERVICE	212				212
US DEPARTMENT OF STATE	2,750				2,750
USAC	41,608				41,608
VERIZON	8,051				8,051
WAY FORWARD CONSULTING, LLC	12,000				12,000
WHITE & CASE LLP	1,451,472				1,451,472
WILLIAM GAMBLE	2,000				2,000
	5,591,442	-	-	-	5,591,442

In re LightSquared Inc., et al.
Debtor

Case No. 12-12080 (SCC)
Reporting Period: October 1 - October 31, 2014

ACCOUNTS RECEIVABLE RECONCILIATION AND AGING

Accounts Receivable Reconciliation	Amount
Total Accounts Receivable at the Beginning of the Reporting Period	1,593,018
Plus: Amounts Billed During the Period	1,575,007
Less: Amounts Collected During the Period	(1,833,493)
Plus: Foreign Exchange	1,350
Total Accounts Receivable at the End of the Reporting Period	1,335,882

Accounts Receivable Aging	0-30 Days
0 - 30 days old	1,157,335
31 - 60 days old	156,163
61 - 90 days old	20,670
91+ days old	1,714
Total Accounts Receivable	1,335,882
Less: Bad Debts (Amount considered uncollectible)	(1,325)
Plus: Unbilled Receivables	96,362
Net Accounts Receivable	1,430,919

TAXES RECONCILIATION AND AGING

Taxes Payable	0-30 Days
0 - 30 days old	3,389
31 - 60 days old	-
61 - 90 days old	-
91+ days old	-
Total Taxes Payable	3,389

In re LightSquared Inc., et al.
Debtor

Case No. 12-12080 (SCC)
Reporting Period: October 1 - October 31, 2014

PAYMENTS TO INSIDERS AND PROFESSIONALS

Of the total disbursements shown on the Cash Receipts and Disbursements Report (MOR-1) list the amount paid to insiders (as defined in Section 101(31) (A)-(F) of the U.S. Bankruptcy Code) and to professionals. For payments to insiders, identify the type of compensation paid (e.g. Salary, Bonus, Commissions, Insurance, Housing Allowance, Travel, Car Allowance, Etc.). Attach additional sheets if necessary.

INSIDERS			
NAME	TYPE OF PAYMENT	AMOUNT PAID	TOTAL PAID TO DATE
All Insiders*	Payroll	\$ 225,817	\$ 10,784,708
All Insiders*	Expense Reimb	3,726	264,544
TOTAL PAYMENTS TO INSIDERS		\$ 229,543	\$ 11,049,252

* Insiders include Sanjiv Ahuja until July 20, 2012, Jeff Carlisle, Elizabeth Creary**, Curtis Lu, Marc Montagner and Douglas Smith.

** Ms. Creary serves as a director of SkyTerra (Canada) Inc. to satisfy section 118(3) of the Business Corporations Act (Ontario), which requires (a) at least 25% of directors on the board be resident Canadians or (b) if the board consists of less than four directors, at least one director must be a resident Canadian. As a result, Ms. Creary was elected to satisfy this requirement and is deemed a statutory "insider" despite the fact that she is not a part of LightSquared's senior management team and LightSquared does not intend to treat her as such in these cases.

PROFESSIONALS					
NAME	DATE OF COURT ORDER AUTHORIZING RETENTION	AMOUNT UNDISPUTED / APPROVED	AMOUNT PAID	TOTAL PAID TO DATE	TOTAL INCURRED & UNPAID*
Alvarez & Marsal North America, LLC	6/11/2012	-	23,629	622,891	5,880
Dentons Canada LLP (fka: Fraser Milner Casgrain LLP)	6/11/2012	37,938	52,567	1,691,887	99,078
Kurtzman Carson Consultants LLC	5/15/2012	31,593	31,593	1,987,919	-
Milbank, Tweed, Hadley & McCloy LLP	6/11/2012	2,138,666	1,282,436	40,216,354	1,794,111
Moelis & Company LLC	6/11/2012	-	268,319	4,631,666	120,000
TOTAL PAYMENTS TO BK PROFESSIONALS RETAINED BY COURT		2,208,197	1,658,544	49,150,718	2,019,069
Akin Gump Strauss Hauer & Feld LLP	NA	664,569	1,208,416	13,617,356	664,569
Alston & Bird LLP	NA	9,445	19,329	391,817	-
Alvarez & Marsal Canada Inc.	NA	12,856	12,856	929,730	-
Bennett Jones LLP	NA	-	-	298,492	38,614
Blackstone Advisory Partners LP**	NA	176,137	176,232	4,909,757	1,137
Houlihan Lokey	NA	101,846	315,742	3,066,382	-
Latham & Watkins LLP	NA	16,916	-	409,226	16,916
Malek Schiffrin LLP	NA	-	-	500	-
McDermott Will and Emery	NA	-	-	35,000	18,558
New England Network Solutions, Inc.	NA	8,068	8,068	13,184	-
Pillsbury, Winthrop, Shaw, Pittman LLP	NA	-	-	27,171	43,525
Robbins, Russell, Englert, Orseck, Untereiner & Sauber LLP	NA	-	-	348,605	20,366
Stroock & Stroock & Lavan LLP	NA	-	-	65,000	-
White & Case LLP**	NA	1,451,472	1,219,837	27,884,416	1,451,472
Willkie, Farr & Gallagher LLP	NA	1,229	8,552	200,970	-
TOTAL PAYMENTS TO OTHER BK PROFESSIONALS		2,442,538	2,969,031	52,197,605	2,255,158
Ernst & Young LLP	6/18/2012	-	66,819	2,626,304	134,711
Kirkland & Ellis LLP	6/11/2012	249,104	508,058	5,086,062	604,159
Gibson, Dunn & Crutcher LLP	8/30/2012	3,599	470	617,177	10,852
Latham & Watkins LLP	7/17/2012	155,808	202,081	5,692,496	245,071
Pillsbury, Winthrop, Shaw, Pittman LLP	7/2/2013	9,894	9,656	969,083	33,898
TOTAL PAYMENTS TO OTHER PROFESSIONALS RETAINED BY COURT		418,405	787,084	14,991,122	1,028,691
TOTAL PAYMENTS TO PROFESSIONALS		5,069,141	5,414,659	116,339,445	5,302,918

* INCLUDE ALL FEES INCURRED, BOTH APPROVED AND UNAPPROVED

** Adequate Protection Payment made pursuant to the Cash Collateral Order includes amounts paid to Blackstone Advisory Partners LP and White & Case LLP of \$176,232 and \$1,219,837 respectively.

POST-PETITION STATUS OF SECURED NOTES, LEASES PAYABLE AND ADEQUATE PROTECTION PAYMENTS

NAME OF CREDITOR	SCHEDULED MONTHLY PAYMENT DUE	AMOUNT PAID DURING MONTH	TOTAL UNPAID POST-PETITION
WILMINGTON SAVINGS FUND SOCIETY, FSB AS ADMINISTRATIVE AGENT UNDER PREPETITION LP CREDIT AGREEMENT	NA	\$ -	\$ -
BERNSTEIN MANAGEMENT CORPORATION	1st of the Month	171,780	-
GE CAPITAL	1st of the Month	2,076	-
INTELSAT	1st of the Month	41,915	-
RICOH USA	14th of the Month	-	-
KGTV	1st of the Month	563	-
NEWFOUNDLAND BROADCASTING CO. LTD.	1st of the Month	874	-
PENSIONFUND REALTY LIMITED	1st of the Month	88,736	-
SED SYSTEMS	1st of the Month	51,030	-
WESTAR SATELLITE SERVICES LP	1st of the Month	40,047	-
TOTAL PAYMENTS		\$ 397,019	\$ -

In re LightSquared Inc., et al.
Debtor

Case No. 12-12080 (SCC)
Reporting Period: October 1 - October 31, 2014

DEBTOR QUESTIONNAIRE

	Yes	No
Must be completed each month. If the answer to any of the questions is "Yes", provide a detailed explanation of each item. Attach additional sheets if necessary.		
1 Have any assets been sold or transferred outside the normal course of business this reporting period?		x
2 Have any funds been disbursed from any account other than a debtor in possession account this reporting period?	x	
3 Is the Debtor delinquent in the timely filing of any post-petition tax returns?		x
4 Are workers compensation, general liability or other necessary insurance coverages expired or cancelled, or has the debtor received notice of expiration or cancellation of such policies?		x
5 Is the Debtor delinquent in paying any insurance premium payment?		x
6 Have any payments been made on pre-petition liabilities this reporting period?		x
7 Are any post petition receivables (accounts, notes or loans) due from related parties?		x
8 Are any post petition payroll taxes past due?		x
9 Are any post petition State or Federal income taxes past due?		x
10 Are any post petition real estate taxes past due?		x
11 Are any other post petition taxes past due?		x
12 Have any pre-petition taxes been paid during this reporting period?		x
13 Are any amounts owed to post petition creditors delinquent?		x
14 Are any wage payments past due?		x
15 Have any post petition loans been received by the Debtor from any party?		x
16 Is the Debtor delinquent in paying any U.S. Trustee fees?		x
17 Is the Debtor delinquent with any court ordered payments to attorneys or other professionals?		x
18 Have the owners or shareholders received any compensation outside of the normal course of business?		x

In re LightSquared Inc., et al.
Debtor

Case No. 12-12080 (SCC)
Reporting Period: October 1 - October 31, 2014

DEBTOR QUESTIONNAIRE

Question	Description
2 Have any funds been disbursed from any account other than a debtor in possession account this reporting period?	LightSquared Corp. Canadian operating/disbursement account is at Scotia Bank (Canada), which is a non-authorized depository under US Trustee guidelines.

Liability Recap	Taxes Debited	Federal Income Tax	44,086.64	
		Earned Income Credit Advances	.00	
		Social Security - EE	2,848.62	
		Social Security - ER	2,848.67	
		Social Security Adj - EE	.00	
		Medicare - EE	3,270.65	
		Medicare - ER	3,270.68	
		Medicare Adj - EE	.00	
		Medicare Surtax - EE	1,180.77	
		Medicare Surtax Adj - EE	.00	
		COBRA Premium Assistance Payments	.00	
		Federal Unemployment Tax	.99	
		State Income Tax	13,035.53	
		State Unemployment Insurance - EE	.00	
		State Unemployment/Disability Ins - ER	25.19	
		State Unemployment Insurance Adj - EE	.00	
		State Disability Insurance - EE	.00	
		State Disability Insurance Adj - EE	.00	
		Workers' Benefit Fund Assessment - EE	.00	
		Workers' Benefit Fund Assessment - ER	.00	
		Local Income Tax	.00	
		School District Tax	.00	
		Total Taxes Debited	Acct. No. XXXXX3272	Tran/ABA XXXXXXXXXX 70,567.74
Other Transfers		ADP Direct Deposit	Acct. No. XXXXX3272	Tran/ABA XXXXXXXXXX 148,798.46
		Wage Garnishments	Acct. No. XXXXX3272	Tran/ABA XXXXXXXXXX 102.40
		Total Amount Debited From Your Accounts		219,468.60
Bank Debits and Other Liability		Checks		.00
		Adjustments/Prepay/Voids		.00
Taxes - Your Responsibility		None This Payroll		
				Total Liability
				219,468.60
				219,468.60
				219,468.60
				219,468.60



Pay	Checks	.00
	Direct Deposits	148,798.46
	Subtotal Net Pay	148,798.46
	Adjustments	.00
	Total Net Pay Liability (Net Cash)	148,798.46

Agency	Rate	You are responsible for Depositing these amounts		Amount debited from your account		
		EE withheld	ER contrib.	EE withheld	ER contrib.	
Federal Income Tax				44,086.64		
Earned Income Credit Advances						
Social Security				2,848.62	2,848.67	
Medicare				3,270.65	3,270.68	
Medicare Surtax				1,180.77		
Federal Unemployment Tax					.99	
Subtotal Federal				51,386.68	6,120.34	57,507.02
Cobra Premium Assistance Payments						
Total Federal				51,386.68	6,120.34	57,507.02
CA State Income Tax				256.76		
CA State Unemployment/Disability Ins-ER 6.2000						
CA State Disability Insurance-EE						
Subtotal CA				256.76		256.76
DC State Income Tax				1,015.91		
DC State Unemployment/Disability Ins-ER						
Subtotal DC				1,015.91		1,015.91
MD State Income Tax				3,319.21		
MD State Unemployment/Disability Ins-ER						
Subtotal MD				3,319.21		3,319.21
VA State Income Tax				8,443.65		
VA State Unemployment/Disability Ins-ER 6.6200					25.19	
Subtotal VA				8,443.65	25.19	8,468.84
Total Taxes		.00	.00	64,422.21	6,145.53	70,567.74
Amount ADP Debited From Account XXXXX3272						70,567.74
ADP Direct Deposit				148,798.46		
Amount ADP Debited From Account XXXXX3272						148,798.46
Wage Garnishments				102.40		
Amount ADP Debited From Account XXXXX3272						102.40
Total Amount ADP Debited From Your Accounts						219,468.60

Excludes Taxes That Are Your Responsibility

95 Employee Transactions

Liability Recap	Taxes Debited	Federal Income Tax	44,231.94	
		Earned Income Credit Advances	.00	
		Social Security - EE	2,866.00	
		Social Security - ER	2,865.94	
		Social Security Adj - EE	.00	
		Medicare - EE	3,273.69	
		Medicare - ER	3,273.69	
		Medicare Adj - EE	.00	
		Medicare Surtax - EE	1,180.72	
		Medicare Surtax Adj - EE	.00	
		COBRA Premium Assistance Payments	.00	
		Federal Unemployment Tax	.00	
		State Income Tax	13,043.18	
		State Unemployment Insurance - EE	.00	
		State Unemployment/Disability Ins - ER	.00	
		State Unemployment Insurance Adj - EE	.00	
		State Disability Insurance - EE	.00	
		State Disability Insurance Adj - EE	.00	
		Workers' Benefit Fund Assessment - EE	.00	
		Workers' Benefit Fund Assessment - ER	.00	
		Local Income Tax	.00	
		School District Tax	.00	
		Total Taxes Debited	Acct. No. XXXXX3272	Tran/ABA XXXXXXXXXX 70,735.16
Other Transfers	ADP Direct Deposit	Acct. No. XXXXX3272	Tran/ABA XXXXXXXXXX	148,844.92
	Wage Garnishments	Acct. No. XXXXX3272	Tran/ABA XXXXXXXXXX	102.40
	Total Amount Debited From Your Accounts			219,682.48
Bank Debits and	Checks			.00
Other Liability	Adjustments/Prepay/Voids			.00
Taxes - Your Responsibility	None This Payroll			
				Total Liability
				219,682.48
				219,682.48
				219,682.48
				219,682.48

Net Pay	Checks	.00
	Direct Deposits	148,844.92
	Subtotal Net Pay	148,844.92
	Adjustments	.00
	Total Net Pay Liability (Net Cash)	148,844.92

Taxes		You are responsible for Depositing these amounts		Amount debited from your account	
Federal	Agency Rate	EE withheld	ER contrib.	EE withheld	ER contrib.
	Federal Income Tax			44,231.94	
	Earned Income Credit Advances				
	Social Security			2,866.00	2,865.94
	Medicare			3,273.69	3,273.69
	Medicare Surtax			1,180.72	
	Federal Unemployment Tax				
	Subtotal Federal			51,552.35	6,139.63
	Cobra Premium Assistance Payments				
	Total Federal			51,552.35	6,139.63
State	CA State Income Tax			256.76	
	CA State Unemployment/Disability Ins-ER 6.2000				
	CA State Disability Insurance-EE				
	Subtotal CA			256.76	256.76
	DC State Income Tax			1,015.91	
	DC State Unemployment/Disability Ins-ER				
	Subtotal DC			1,015.91	1,015.91
	MD State Income Tax			3,322.20	
	MD State Unemployment/Disability Ins-ER				
	Subtotal MD			3,322.20	3,322.20
	VA State Income Tax			8,448.31	
	VA State Unemployment/Disability Ins-ER 6.6200				
	Subtotal VA			8,448.31	8,448.31
	Total Taxes	.00	.00	64,595.53	6,139.63
	Total Taxes				70,735.16

Amount ADP Debited From Account XXXXX3272 Tran/ABA XXXXXXXXXX 70,735.16 Excludes Taxes That Are Your Responsibility

Other	ADP Direct Deposit			148,844.92	
Transfers	Amount ADP Debited From Account XXXXX3272 Tran/ABA XXXXXXXXXX				148,844.92
	Wage Garnishments			102.40	
	Amount ADP Debited From Account XXXXX3272 Tran/ABA XXXXXXXXXX				102.40
Total Amount ADP Debited From Your Accounts					219,682.48

95 Employee Transactions



Statistical Summary
Detail

LIGHTSQUARED LP

Company Code: RXU

Region Name: CHESAPEAKE REGION

Batch: 5504

Quarter Number: 4

Service Center: 052

Period Ending: 10/26/2014

Pay Date: 10/24/2014

Current Date: 10/20/2014

Week 43

Page 2

Liability Recap	Taxes Debited	Federal Income Tax	45,678.63	
		Earned Income Credit Advances	.00	
		Social Security - EE	2,897.80	
		Social Security - ER	2,897.84	
		Social Security Adj - EE	.00	
		Medicare - EE	3,399.08	
		Medicare - ER	3,399.05	
		Medicare Adj - EE	.00	
		Medicare Surtax - EE	1,180.75	
		Medicare Surtax Adj - EE	.00	
		COBRA Premium Assistance Payments	.00	
		Federal Unemployment Tax	1.42	
		State Income Tax	13,152.25	
		State Unemployment Insurance - EE	.00	
		State Unemployment/Disability Ins - ER	15.63	
		State Unemployment Insurance Adj - EE	.00	
		State Disability Insurance - EE	.00	
		State Disability Insurance Adj - EE	.00	
		Workers' Benefit Fund Assessment - EE	.00	
		Workers' Benefit Fund Assessment - ER	.00	
		Local Income Tax	.00	
		School District Tax	.00	
		Total Taxes Debited	Acct. No. XXXXX3272	Tran/ABA XXXXXXXXXX 72,622.45
Other Transfers		ADP Direct Deposit	Acct. No. XXXXX3272	Tran/ABA XXXXXXXXXX 155,761.91
		Total Amount Debited From Your Account		228,384.36
Bank Debits and		Checks		.00
Other Liability		Adjustments/Prepay/Voids		.00
Taxes - Your Responsibility		None This Payroll		

Total Liability
228,384.36
228,384.36
228,384.36
228,384.36

Net Pay	Checks	.00	
	Direct Deposits	155,761.91	
	Subtotal Net Pay		155,761.91
	Adjustments	.00	
	Total Net Pay Liability (Net Cash)		155,761.91

Taxes		You are responsible for Depositing these amounts		Amount debited from your account	
Federal	Agency Rate	EE withheld	ER contrib.	EE withheld	ER contrib.
	Federal Income Tax			45,678.63	
	Earned Income Credit Advances				
	Social Security			2,897.80	2,897.84
	Medicare			3,399.08	3,399.05
	Medicare Surtax			1,180.75	
	Federal Unemployment Tax				1.42
	Subtotal Federal			53,156.26	6,298.31
	Cobra Premium Assistance Payments				
	Total Federal			53,156.26	6,298.31
State	CA State Income Tax			256.76	
	CA State Unemployment/Disability Ins-ER 6.2000				
	CA State Disability Insurance-EE				
	Subtotal CA			256.76	256.76
	DC State Income Tax			1,015.91	
	DC State Unemployment/Disability Ins-ER				
	Subtotal DC			1,015.91	1,015.91
	MD State Income Tax			3,431.75	
	MD State Unemployment/Disability Ins-ER				
	Subtotal MD			3,431.75	3,431.75
	VA State Income Tax			8,447.83	
	VA State Unemployment/Disability Ins-ER 6.6200				15.63
	Subtotal VA			8,447.83	15.63
	Total Taxes	.00	.00	66,308.51	6,313.94

72,622.45

Excludes Taxes That Are Your Responsibility

Other	ADP Direct Deposit			155,761.91	
Transfers	Amount ADP Debited From Account XXXXX3272	Tran/ABA XXXXXXXXXX			155,761.91
Total Amount ADP Debited From Your Accounts					228,384.36

96 Employee Transactions

Liability Recap	Taxes Debited	Federal Income Tax	44,665.57	
		Earned Income Credit Advances	.00	
		Social Security - EE	2,861.46	
		Social Security - ER	2,861.44	
		Social Security Adj - EE	.00	
		Medicare - EE	3,321.23	
		Medicare - ER	3,321.23	
		Medicare Adj - EE	.00	
		Medicare Surtax - EE	1,180.75	
		Medicare Surtax Adj - EE	.00	
		COBRA Premium Assistance Payments	.00	
		Federal Unemployment Tax	.00	
		State Income Tax	13,167.90	
		State Unemployment Insurance - EE	.00	
		State Unemployment/Disability Ins - ER	.00	
		State Unemployment Insurance Adj - EE	.00	
		State Disability Insurance - EE	.00	
		State Disability Insurance Adj - EE	.00	
		Workers' Benefit Fund Assessment - EE	.00	
		Workers' Benefit Fund Assessment - ER	.00	
		Local Income Tax	.00	
		School District Tax	.00	
		Total Taxes Debited	Acct. No. XXXXX3272	Tran/ABA XXXXXXXXXX 71,379.58
Other Transfers		ADP Direct Deposit	Acct. No. XXXXX3272	Tran/ABA XXXXXXXXXX 151,364.55
		Total Amount Debited From Your Account		222,744.13
Bank Debits and		Checks		.00
Other Liability		Adjustments/Prepay/Voids		.00
Taxes - Your Responsibility		None This Payroll		
				Total Liability
				222,744.13
				222,744.13
				222,744.13
				222,744.13

Net Pay	Checks	.00
	Direct Deposits	151,364.55
	Subtotal Net Pay	151,364.55
	Adjustments	.00
	Total Net Pay Liability (Net Cash)	151,364.55

Taxes		You are responsible for Depositing these amounts		Amount debited from your account		
Federal	Agency	Rate	EE withheld	ER contrib.	EE withheld	ER contrib.
	Federal Income Tax				44,665.57	
	Earned Income Credit Advances					
	Social Security				2,861.46	2,861.44
	Medicare				3,321.23	3,321.23
	Medicare Surtax				1,180.75	
	Federal Unemployment Tax					
	Subtotal Federal				52,029.01	6,182.67
	Cobra Premium Assistance Payments					
	Total Federal				52,029.01	6,182.67
						58,211.68
State	CA State Income Tax				256.76	
	CA State Unemployment/Disability Ins-ER 6.2000					
	CA State Disability Insurance-EE					
	Subtotal CA				256.76	256.76
	DC State Income Tax				993.35	
	DC State Unemployment/Disability Ins-ER					
	Subtotal DC				993.35	993.35
	MD State Income Tax				3,429.92	
	MD State Unemployment/Disability Ins-ER					
	Subtotal MD				3,429.92	3,429.92
	VA State Income Tax				8,487.87	
	VA State Unemployment/Disability Ins-ER 6.6200					
	Subtotal VA				8,487.87	8,487.87
	Total Taxes		.00	.00	65,196.91	6,182.67
	Amount ADP Debited From Account XXXXX3272					71,379.58
	Tran/ABA XXXXXXXXX					

Excludes Taxes That Are Your Responsibility

96 Employee Transactions

Other	ADP Direct Deposit				151,364.55	
Transfers	Amount ADP Debited From Account XXXXX3272		Tran/ABA XXXXXXXXX			151,364.55
						222,744.13
Total Amount ADP Debited From Your Accounts						



Statistical Summary
Detail

LIGHTSQUARED LP

Company Code: RXU

Region Name: CHESAPEAKE REGION

Batch : 3074
Quarter Number: 4
Service Center: 052

Period Ending : 10/12/2014
Pay Date : 10/10/2014
Current Date : 10/06/2014

Week 41
Page 2

Liability Recap	Taxes Debited	Federal Income Tax	54,877.69		
		Earned Income Credit Advances	.00		
		Social Security - EE	3,016.73		
		Social Security - ER	3,016.74		
		Social Security Adj - EE	.00		
		Medicare - EE	4,122.61		
		Medicare - ER	4,122.63		
		Medicare Adj - EE	.00		
		Medicare Surtax - EE	1,161.08		
		Medicare Surtax Adj - EE	.00		
		COBRA Premium Assistance Payments	.00		
		Federal Unemployment Tax	.96		
		State Income Tax	16,176.15		
		State Unemployment Insurance - EE	.00		
		State Unemployment/Disability Ins - ER	10.56		
		State Unemployment Insurance Adj - EE	.00		
		State Disability Insurance - EE	.00		
		State Disability Insurance Adj - EE	.00		
		Workers' Benefit Fund Assessment - EE	.00		
		Workers' Benefit Fund Assessment - ER	.00		
		Local Income Tax	.00		
		School District Tax	.00		
		Total Taxes Debited	Acct. No. XXXXX3272	Tran/ABA XXXXXXXXX	86,505.15
Other Transfers		ADP Direct Deposit	Acct. No. XXXXX3272	Tran/ABA XXXXXXXXX	191,871.14
		Total Amount Debited From Your Account			278,376.29
Bank Debits and		Checks			.00
Other Liability		Adjustments/Prepay/Voids			.00
Taxes - Your Responsibility		None This Payroll			
					Total Liability
					278,376.29
					278,376.29
					278,376.29
					278,376.29

Net Pay	Checks	.00
	Direct Deposits	191,871.14
	Subtotal Net Pay	191,871.14
	Adjustments	.00
	Total Net Pay Liability (Net Cash)	191,871.14

Taxes			You are responsible for Depositing these amounts		Amount debited from your account	
Federal	Agency	Rate	EE withheld	ER contrib.	EE withheld	ER contrib.
	Federal Income Tax				54,877.69	
	Earned Income Credit Advances					
	Social Security				3,016.73	3,016.74
	Medicare				4,122.61	4,122.63
	Medicare Surtax				1,161.08	
	Federal Unemployment Tax					.96
	Subtotal Federal				63,178.11	7,140.33
	Cobra Premium Assistance Payments					
	Total Federal				63,178.11	7,140.33
						70,318.44
State	CA State Income Tax				256.76	
	CA State Unemployment/Disability Ins-ER 6.2000					
	CA State Disability Insurance-EE					
	Subtotal CA				256.76	256.76
	DC State Income Tax				1,015.91	
	DC State Unemployment/Disability Ins-ER					
	Subtotal DC				1,015.91	1,015.91
	MD State Income Tax				3,430.15	
	MD State Unemployment/Disability Ins-ER					
	Subtotal MD				3,430.15	3,430.15
	VA State Income Tax				11,473.33	
	VA State Unemployment/Disability Ins-ER 6.6200					10.56
	Subtotal VA				11,473.33	10.56
						11,483.89
Total Taxes			.00	.00	79,354.26	7,150.89

Amount ADP Debited From Account XXXXX3272 Tran/ABA XXXXXXXXXX 86,505.15

Excludes Taxes That Are Your Responsibility

Other	ADP Direct Deposit	191,871.14
Transfers	Amount ADP Debited From Account XXXXX3272 Tran/ABA XXXXXXXXXX	191,871.14
Total Amount ADP Debited From Your Accounts		278,376.29

105 Employee Transactions

ADP CANADA
PAYROLL TECHNOLOGIESRUN: SEP 29 2014 NO: E
PAGE: 51DAILY UPDATE REPORT
COMPANY TOTALSTH22
LIGHTSQUARED CORP
PACKET 001

CRA 861381192RP0001 WKLY	EI RATE	1.4000	EHT 861381192TE0001 MO	EHT RATE	1.9500
RQ	QPIP RATE	0.0078	CSST	CSST RATE	0.0000
BC WCB	BC WCB RATE	0.0000	MHT	MHT EX	0.00
NS WCB	NS WCB RATE	0.0000	NL HAPSET	NL HAPSET EX	0.00

 GST REG: 100057413RT0004
 COMPANY PAGE: 1
 DEBIT DATE: OCT 1, 2014
 EHT EX 450000.00
 HSF RATE 4.2600
 NR

DATE OF PAY: OCT 3, 2014

	CURRENT	ADJUST-DR	ADJUST-CR	CURRENT TOTAL	YTD ADJUST	YTD TOTAL	
FEDL TAX	20,095.08			20,095.08		1,089,748.84	FEDL TAX
NR TAX							NR TAX
PROV TAX							PROV TAX
EI CONT	49.15			49.15		87,618.32	EI CONT
QPIP							QPIP
CAN PEN	102.06			102.06		193,546.16	CAN PEN
QC PEN							QC PEN
QC HSF							QC HSF
ON EHT	1,533.57			1,533.57		66,669.04	ON EHT
MB HET							MB HET
NL HAPSET							NL HAPSET
TOT STATS	21,779.86			21,779.86		1,437,582.36	TOT STATS
CHEQUES							CHEQUES
DEPOSITS	51,192.85			51,192.85		2,344,180.90	DEPOSITS
US DEPS							US DEPS
DED DEPS	1,325.00			1,325.00		52,971.12	DED DEPS
SAV DEPS							SAV DEPS
TOT NPAY	52,517.85			52,517.85		2,397,152.02	TOT NPAY
RRSP							RRSP
RTI							RTI
CSP SAVE	125.00			125.00		3,125.00	CSP SAVE
FRO - ON	750.00			750.00		27,750.00	FRO - ON
TOT PAYROL	75,172.71			75,172.71		3,865,609.38	TOT PAYROL
SERV CHRG	228.68			228.68		6,786.22	SERV CHRG
GST	11.43			11.43		339.36	GST
PST							PST
GRAND TOT	75,412.82			75,412.82		3,872,734.96	GRAND TOT

ANALYSIS OF SERVICE CHARGES

ITEM	UNITS	CHARGE	ITEM	UNITS	CHARGE	ITEM	UNITS	CHARGE
SALARIED WORKPAYS	32	61.12	EX-HOURLY WORKPAYS	7	13.37	PAYROLL RUNS	1	64.00
FIN RPT WRITER-BASE	1	44.67	FIN RPT WRITER-EMPL	41	11.89	STATE SELF-SERVE	42	10.08
ARCHIVE@WK	39	13.26	SOR CRA	1	3.91	SOR EHT	1	3.91
CSP SAVE	1	.24	FRO - ON	1	2.23			

ADP CANADA
PAYROLL TECHNOLOGIESRUN: SEP 29 2014 NO: E
PAGE: 52DAILY UPDATE REPORT
COMPANY TOTALSTH22
LIGHTSQUARED CORP
PACKET 001GST REG: 100057413RT0004
COMPANY PAGE: 2
DEBIT DATE: OCT 1, 2014

DATE OF PAY: OCT 3, 2014

CURRENT	ADJUST-DR	ADJUST-CR	CURRENT TOTAL	YTD ADJUST	YTD TOTAL
---------	-----------	-----------	---------------	------------	-----------

PACKAGE PRICING OPTION: PREMIUM

TOTAL S/C SUBJECT TO GST IS: 228.68

TOTAL PAYROLL DEBIT IS 75,412.82 DEBIT INFORMATION: XXX XXXXX XXX6816

ADP CANADA
PAYROLL TECHNOLOGIES

RUN: OCT 6 2014 NO: F
PAGE: 27

DAILY UPDATE REPORT
COMPANY TOTALS

GST REG: 100057413RT0004

COMPANY PAGE: 1

DEBIT DATE: OCT 8, 2014

EHT EX 450000.00

HSF RATE 4.2600

NR

0.00

NL HAPSET EX

DATE OF PAY: OCT 10, 2014

TH22
LIGHTSQUARED CORP
PACKET 001

CRA 861381192RP0001 WKLY

EI RATE 1.4000

QPIP RATE 0.0078

BC WCB RATE 0.0000

NS WCB RATE 0.0000

EHT 861381192TE0001 MO

CSST

MHT

NL HAPSET

EHT RATE

CSST RATE

MHT EX

NL HAPSET EX

	CURRENT	ADJUST-DR	ADJUST-CR	CURRENT TOTAL	YTD ADJUST	YTD TOTAL	
FEDL TAX	20,363.43			20,363.43		1,110,112.27	FEDL TAX
NR TAX							NR TAX
PROV TAX							PROV TAX
EI CONT	63.53			63.53		87,681.85	EI CONT
QPIP							QPIP
CAN PEN	133.58			133.58		193,679.74	CAN PEN
QC PEN							QC PEN
QC HSF							QC HSF
ON EHT	1,551.11			1,551.11		68,220.15	ON EHT
MB HET							MB HET
NL HAPSET							NL HAPSET
TOT STATS	22,111.65			22,111.65		1,459,694.01	TOT STATS
CHEQUES							CHEQUES
DEPOSITS	51,749.91			51,749.91		2,395,930.81	DEPOSITS
US DEPS							US DEPS
DED DEPS	1,325.00			1,325.00		54,296.12	DED DEPS
SAV DEPS							SAV DEPS
TOT NPAY	53,074.91			53,074.91		2,450,226.93	TOT NPAY
RRSP							RRSP
RTI							RTI
CSP SAVE	125.00			125.00		3,250.00	CSP SAVE
FRO - ON	750.00			750.00		28,500.00	FRO - ON
TOT PAYROL	76,061.56			76,061.56		3,941,670.94	TOT PAYROL
SERV CHRG	228.68			228.68		7,014.90	SERV CHRG
GST	11.43			11.43		350.79	GST
PST							PST
GRAND TOT	76,301.67			76,301.67		3,949,036.63	GRAND TOT

ANALYSIS OF SERVICE CHARGES

ITEM	UNITS	CHARGE	ITEM	UNITS	CHARGE	ITEM	UNITS	CHARGE
SALARIED WORKPAYS	34	64.94	EX-HOURLY WORKPAYS	5	9.55	PAYROLL RUNS	1	64.00
FIN RPT WRITER-BASE	1	44.67	FIN RPT WRITER-EMPL	41	11.89	STATE SELF-SERVE	42	10.08
ARCHIVE@WK	39	13.26	SOR CRA	1	3.91	SOR EHT	1	3.91
CSP SAVE	1	.24	FRO - ON	1	2.23			

ADP CANADA
PAYROLL TECHNOLOGIESRUN: OCT 6 2014 NO: F
PAGE: 28DAILY UPDATE REPORT
COMPANY TOTALSTH22
LIGHTSQUARED CORP
PACKET 001GST REG: 100057413RT0004
COMPANY PAGE: 2
DEBIT DATE: OCT 8, 2014

DATE OF PAY: OCT 10, 2014

CURRENT	ADJUST-DR	ADJUST-CR	CURRENT TOTAL	YTD ADJUST	YTD TOTAL
---------	-----------	-----------	---------------	------------	-----------

PACKAGE PRICING OPTION: PREMIUM

TOTAL S/C SUBJECT TO GST IS: 228.68

TOTAL PAYROLL DEBIT IS 76,301.67 DEBIT INFORMATION: XXX XXXXX XXX6816

ADP CANADA
PAYROLL TECHNOLOGIESRUN: OCT 14 2014 NO: F
PAGE: 80DAILY UPDATE REPORT
COMPANY TOTALSTH22
LIGHTSQUARED CORP
PACKET 001CRA 861381192RP0001 WKLY
RO
BC WCB
NS WCBEI RATE
QPIP RATE
BC WCB RATE
NS WCB RATE1.4000
0.0078
0.0000
0.0000EHT 861381192TE0001 MO
CSST
MHT
NL HAPSETEHT RATE
CSST RATE
MHT EX
NL HAPSET EXGST REG: 100057413RT0004
COMPANY PAGE: 1
DEBIT DATE: OCT 15, 2014
EHT EX 450000.00
HSF RATE 4.2600
NR
0.00

DATE OF PAY: OCT 17, 2014

	CURRENT	ADJUST-DR	ADJUST-CR	CURRENT TOTAL	YTD ADJUST	YTD TOTAL	
FEDL TAX	20,215.51			20,215.51		1,130,327.78	FEDL TAX
NR TAX							NR TAX
PROV TAX							PROV TAX
EI CONT	31.51			31.51		87,713.36	EI CONT
QPIP							QPIP
CAN PEN	133.58			133.58		193,813.32	CAN PEN
QC PEN							QC PEN
QC HSF							QC HSF
ON EHT	1,542.29			1,542.29		69,762.44	ON EHT
MB HET							MB HET
NL HAPSET							NL HAPSET
TOT STATS	21,922.89			21,922.89		1,481,616.90	TOT STATS
CHEQUES							CHEQUES
DEPOSITS	51,458.64			51,458.64		2,447,389.45	DEPOSITS
US DEPS							US DEPS
DED DEPS	1,325.00			1,325.00		55,621.12	DED DEPS
SAV DEPS							SAV DEPS
TOT NPAY	52,783.64			52,783.64		2,503,010.57	TOT NPAY
RRSP							RRSP
RTI							RTI
CSP SAVE	125.00			125.00		3,375.00	CSP SAVE
FRO - ON	750.00			750.00		29,250.00	FRO - ON
TOT PAYROL	75,581.53			75,581.53		4,017,252.47	TOT PAYROL
SERV CHRG	228.68			228.68		7,243.58	SERV CHRG
GST	11.43			11.43		362.22	GST
PST							PST
GRAND TOT	75,821.64			75,821.64		4,024,858.27	GRAND TOT

ANALYSIS OF SERVICE CHARGES

ITEM	UNITS	CHARGE	ITEM	UNITS	CHARGE	ITEM	UNITS	CHARGE
SALARIED WORKPAYS	34	64.94	EX-HOURLY WORKPAYS	5	9.55	PAYROLL RUNS	1	64.00
FIN RPT WRITER-BASE	1	44.67	FIN RPT WRITER-EMPL	41	11.89	STATE SELF-SERVE	42	10.08
ARCHIVE@WK	39	13.26	SOR CRA	1	3.91	SOR EHT	1	3.91
CSP SAVE	1	.24	FRO - ON	1	2.23			

ADP CANADA
PAYROLL TECHNOLOGIESRUN: OCT 14 2014 NO: F
PAGE: 81DAILY UPDATE REPORT
COMPANY TOTALSGST REG: 100057413RT0004
COMPANY PAGE: 2
DEBIT DATE: OCT 15, 2014

DATE OF PAY: OCT 17, 2014

TH22
LIGHTSQUARED CORP
PACKET 001

CURRENT	ADJUST-DR	ADJUST-CR	CURRENT TOTAL	YTD ADJUST	YTD TOTAL
---------	-----------	-----------	---------------	------------	-----------

PACKAGE PRICING OPTION: PREMIUM

TOTAL S/C SUBJECT TO GST IS: 228.68

TOTAL PAYROLL DEBIT IS 75,821.64 DEBIT INFORMATION: XXX XXXXX XXX6816

ADP CANADA
PAYROLL TECHNOLOGIESRUN: OCT 20 2014 NO: G
PAGE: 32DAILY UPDATE REPORT
COMPANY TOTALSTH22
LIGHTSQUARED CORP
PACKET 001CRA 861381192RP0001 WKLY
RQ
BC WCB
NS WCBEI RATE
QPIP RATE
BC WCB RATE
NS WCB RATE1.4000
0.0078
0.0000
0.0000EHT 861381192TE0001 MO
CSST
MHT
NL HAPSETEHT RATE
CSST RATE
MHT EX
NL HAPSET EX1.9500
0.0000
0.00
0.00

GST REG: 100057413RT0004

COMPANY PAGE: 1

DEBIT DATE: OCT 22, 2014

EHT EX 450000.00
HSF RATE 4.2600
NR

DATE OF PAY: OCT 24, 2014

	CURRENT	ADJUST-DR	ADJUST-CR	CURRENT TOTAL	YTD ADJUST	YTD TOTAL	
FEDL TAX	20,798.17			20,798.17		1,151,125.95	FEDL TAX
NR TAX							NR TAX
PROV TAX							PROV TAX
EI CONT						87,713.36	EI CONT
QPIP							QPIP
CAN PEN	133.58			133.58		193,946.90	CAN PEN
QC PEN							QC PEN
QC HSF							QC HSF
ON EHT	1,569.69			1,569.69		71,332.13	ON EHT
MB HET							MB HET
NL HAPSET							NL HAPSET
TOT STATS	22,501.44			22,501.44		1,504,118.34	TOT STATS
CHEQUES							CHEQUES
DEPOSITS	52,294.18			52,294.18		2,499,683.63	DEPOSITS
US DEPS							US DEPS
DED DEPS	1,325.00			1,325.00		56,946.12	DED DEPS
SAV DEPS							SAV DEPS
TOT NPAY	53,619.18			53,619.18		2,556,629.75	TOT NPAY
RRSP							RRSP
RTI							RTI
CSP SAVE	125.00			125.00		3,500.00	CSP SAVE
FRO - ON	750.00			750.00		30,000.00	FRO - ON
TOT PAYROL	76,995.62			76,995.62		4,094,248.09	TOT PAYROL
SERV CHRG	228.68			228.68		7,472.26	SERV CHRG
GST	11.43			11.43		373.65	GST
PST							PST
GRAND TOT	77,235.73			77,235.73		4,102,094.00	GRAND TOT

ANALYSIS OF SERVICE CHARGES

ITEM	UNITS	CHARGE	ITEM	UNITS	CHARGE	ITEM	UNITS	CHARGE
SALARIED WORKPAYS	34	64.94	EX-HOURLY WORKPAYS	5	9.55	PAYROLL RUNS	1	64.00
FIN RPT WRITER-BASE	1	44.67	FIN RPT WRITER-EMPL	41	11.89	STATE SELF-SERVE	42	10.08
ARCHIVE@WK	39	13.26	SOR CRA	1	3.91	SOR EHT	1	3.91
CSP SAVE	1	.24	FRO - ON	1	2.23			

ADP CANADA
PAYROLL TECHNOLOGIESRUN: OCT 20 2014 NO: G
PAGE: 33DAILY UPDATE REPORT
COMPANY TOTALSTH22
LIGHTSQUARED CORP
PACKET 001GST REG: 100057413RT0004
COMPANY PAGE: 2
DEBIT DATE: OCT 22, 2014

DATE OF PAY: OCT 24, 2014

CURRENT	ADJUST-DR	ADJUST-CR	CURRENT TOTAL	YTD ADJUST	YTD TOTAL
---------	-----------	-----------	---------------	------------	-----------

PACKAGE PRICING OPTION: PREMIUM

TOTAL S/C SUBJECT TO GST IS: 228.68

TOTAL PAYROLL DEBIT IS 77,235.73 DEBIT INFORMATION: XXX XXXXX XXX6816

ADP CANADA
PAYROLL TECHNOLOGIES

RUN: OCT 27 2014 NO: E
PAGE: 87

DAILY UPDATE REPORT
COMPANY TOTALS

GST REG: 100057413RT0004
COMPANY PAGE: 1
DEBIT DATE: OCT 29, 2014
EHT EX 450000.00
HSF RATE 4.2600
NR
0.00
0.00

TH22
LIGHTSQUARED CORP
PACKET 001
CRA 861381192RP0001 WKLY EI RATE 1.4000 EHT 861381192TE0001 MO EHT RATE 1.9500
RQ QPIP RATE 0.0078 CSST CSST RATE 0.0000
BC WCB BC WCB RATE 0.0000 MHT MHT EX 0.00
NS WCB NS WCB RATE 0.0000 NL HAPSET NL HAPSET EX 0.00

DATE OF PAY: OCT 31, 2014

	CURRENT	ADJUST-DR	ADJUST-CR	CURRENT TOTAL	YTD ADJUST	YTD TOTAL	
FEDL TAX	20,234.97			20,234.97		1,171,360.92	FEDL TAX
NR TAX							NR TAX
PROV TAX							PROV TAX
EI CONT						87,713.36	EI CONT
QPIP							QPIP
CAN PEN	93.10			93.10		194,040.00	CAN PEN
QC PEN							QC PEN
QC HSF							QC HSF
ON EHT	1,544.25			1,544.25		72,876.38	ON EHT
MB HET							MB HET
NL HAPSET							NL HAPSET
TOT STATS	21,872.32			21,872.32		1,525,990.66	TOT STATS
CHEQUES							CHEQUES
DEPOSITS	52,322.89			52,322.89		2,552,006.52	DEPOSITS
US DEPS							US DEPS
DED DEPS	1,325.00			1,325.00		58,271.12	DED DEPS
SAV DEPS							SAV DEPS
TOT NPAY	53,647.89			53,647.89		2,610,277.64	TOT NPAY
RRSP							RRSP
RTI							RTI
CSP SAVE	125.00			125.00		3,625.00	CSP SAVE
FRO - ON						30,000.00	FRO - ON
TOT PAYROL	75,645.21			75,645.21		4,169,893.30	TOT PAYROL
SERV CHRG	226.45			226.45		7,698.71	SERV CHRG
GST	11.32			11.32		384.97	GST
PST							PST
GRAND TOT	75,882.98			75,882.98		4,177,976.98	GRAND TOT

ANALYSIS OF SERVICE CHARGES

ITEM	UNITS	CHARGE	ITEM	UNITS	CHARGE	ITEM	UNITS	CHARGE
SALARIED WORKPAYS	34	64.94	EX-HOURLY WORKPAYS	5	9.55	PAYROLL RUNS	1	64.00
FIN RPT WRITER-BASE	1	44.67	FIN RPT WRITER-EMPL	41	11.89	STATE SELF-SERVE	42	10.08
ARCHIVE@WK	39	13.26	SOR CRA	1	3.91	SOR EHT	1	3.91
CSP SAVE	1	.24						

ADP CANADA
PAYROLL TECHNOLOGIESRUN: OCT 27 2014 NO: E
PAGE: 88DAILY UPDATE REPORT
COMPANY TOTALSTH22
LIGHTSQUARED CORP
PACKET 001GST REG: 100057413RT0004
COMPANY PAGE: 2
DEBIT DATE: OCT 29, 2014
DATE OF PAY: OCT 31, 2014

CURRENT	ADJUST-DR	ADJUST-CR	CURRENT TOTAL	YTD ADJUST	YTD TOTAL
---------	-----------	-----------	---------------	------------	-----------

PACKAGE PRICING OPTION: PREMIUM

TOTAL S/C SUBJECT TO GST IS: 226.45

TOTAL PAYROLL DEBIT IS 75,882.98 DEBIT INFORMATION: XXX XXXXX XXX6816

LightSquared, Inc.

SunTrust Acct # 2103

0130

October 31, 2014

Bank Reconciliation for October 2014

Balance per SunTrust statement 10/31/14	\$	1,849,546.56
Less: Outstanding Checks:		(4,738.98)
Adjusted Bank Balance @ 10/31/14	\$	<u>1,844,807.58</u>
 Balance per G/L @ 10/31/14		 1,844,807.58
Adjusted Balance per G/L @ 10/31/14		<u>1,844,807.58</u>
 Variance	 \$	 -

SUNTRUST BANK
PO BOX 305183
NASHVILLE TN 37230-5183

Page 1 of 2
36/E00/0175/0 /72
103
10/31/2014



Account Statement

!201914334021!
LIGHTSQUARED INC
ATTN:
10802 PARKRIDGE BLVD
RESTON VA 20191-4334

Questions? Please call
1-800-786-8787

HOW CAN WE HELP YOU MAKE THE RIGHT FINANCIAL CHOICES FOR TODAY AND TOMORROW?
WITH OUR VARIETY OF SOLUTIONS AND FINANCIAL GUIDANCE.
WE VALUE YOU AS A CLIENT AND WANT TO HELP YOU BANK THE WAY THAT FITS YOUR LIFE.
LEARN MORE AT SUNTRUST.COM.

Account Summary	Account Type	Account Number	Statement Period
	ANALYZED BUSINESS CHECKING	2103	10/01/2014 - 10/31/2014

Description	Amount	Description	Amount
Beginning Balance	\$1,918,933.05	Average Balance	\$1,886,399.53
Deposits/Credits	\$1,855,836.53	Average Collected Balance	\$1,886,288.40
Checks	\$119,086.88	Number of Days in Statement Period	31
Withdrawals/Debits	\$1,806,136.14		
Ending Balance	\$1,849,546.56		

Deposits/ Credits	Date	Amount	Serial #		Date	Amount	Serial #
	10/24	689.73		DEPOSIT			
	10/08	4,900.00		INCOMING FEDWIRE CR TRN #003966			
	10/14	366,661.66		INCOMING FEDWIRE CR TRN #003430			
	10/15	530,402.24		INCOMING FEDWIRE CR TRN #013625			
	10/22	20.55		ELECTRONIC/ACH CREDIT			
				CD INT 546326574 0000001			
	10/22	749,567.46		INCOMING FEDWIRE CR TRN #007950			
	10/27	12,238.98		INCOMING FEDWIRE CR TRN #008519			
	10/30	191,355.91		INCOMING FEDWIRE CR TRN #012086			
Deposits/Credits: 8				Total Items Deposited: 1			

Checks	Check Number	Amount	Date Paid	Check Number	Amount	Date Paid	Check Number	Amount	Date Paid
	21201	7,821.29	10/01	21204	24,592.80	10/21	21207	23,177.15	10/27
	21202	7,543.09	10/22	21205	3,544.37	10/27	21208	8,068.34	10/29
	21203	27,764.84	10/15	21206	16,575.00	10/29			
Checks: 8									

Withdrawals/ Debits	Date Paid	Amount	Serial #	Description
	10/08	12,463.79		ACH PREFUNDING SETTLEMENT
				LIGHTSQUARED ACH PRFUND -SETT-R.LIGHTSQ
	10/08	23,394.00		ACH PREFUNDING SETTLEMENT
				LIGHTSQUARED ACH PRFUND -SETT-R.LIGHTSQ
	10/14	342,068.86		ACH PREFUNDING SETTLEMENT
				LIGHTSQUARED ACH PRFUND -SETT-R.LIGHTSQ
	10/15	530,402.24		OUTGOING FEDWIRE DR TRN #013704
	10/21	652.81		ACCOUNT ANALYSIS FEE
	10/22	678,013.41		OUTGOING FEDWIRE DR TRN #008020
	10/23	20,189.19		ACH PREFUNDING SETTLEMENT
				LIGHTSQUARED ACH PRFUND -SETT-R.LIGHTSQ
	10/27	3,750.00		OUTGOING FEDWIRE DR TRN #012296

SUNTRUST BANK
PO BOX 305183
NASHVILLE TN 37230-5183

Page 2 of 2
36/E00/0175/0 /72
10/31/2014



Account Statement

Withdrawals/ Debits	Date Paid	Amount	Serial #	Description
	10/28	3,750.00		ACH PREFUNDING SETTLEMENT
	10/30	191,355.91		LIGHTSQUARED ACH PRFUND -SETT-R.LIGHTSQ
	10/31	95.93	102414	OUTGOING FEDWIRE DR TRN #012107 MISCELLANEOUS DEBIT

Withdrawals/Debits: 11

Balance Activity History	Date	Balance	Collected Balance	Date	Balance	Collected Balance
	10/01	1,911,111.76	1,911,111.76	10/24	1,896,268.37	1,895,579.37
	10/08	1,880,153.97	1,880,153.97	10/27	1,878,035.83	1,877,346.83
	10/14	1,904,746.77	1,904,746.77	10/28	1,874,285.83	1,873,596.83
	10/15	1,876,981.93	1,876,981.93	10/29	1,849,642.49	1,849,642.49
	10/21	1,851,736.32	1,851,736.32	10/30	1,849,642.49	1,849,642.49
	10/22	1,915,767.83	1,915,767.83	10/31	1,849,546.56	1,849,546.56
	10/23	1,895,578.64	1,895,578.64			

LightSquared, Inc.

RBC Acct # 3416

G/L 0220

October 31, 2014

Bank Reconciliation for October 2014

Balance per Bank Stmt @ 10/31/14:	\$	41,788.75
RBC transfer from LP		
Adjusted bank balance	\$	<u>41,788.75</u>
 Balance per G/L 0220 10/31/14:	\$	41,788.75
Total G/L Balance @ 10/31/14:	\$	<u>41,788.75</u>
 Variance	\$	-



RBC Wealth Management

A Division of RBC Capital Markets, LLC,
Member NYSE/FINRA/SIPC

Supplemental Month-End Statement

RBCPWM-LightSquared Inc (: 0494)

Month End (M10 Y2014)

10/01/2014 - 10/31/2014

Dated: 11/03/2014

Locked Down



Table of Contents

Dated: 11/03/2014

GAAP Financials (RBCPWM-LightSquared Inc (0494))

GAAP GL Income Accrual (RBCPWM-LightSquared Inc (0494))

Balance Sheet Classification (RBCPWM-LightSquared Inc (0494))

Security Type (RBCPWM-LightSquared Inc (0494))

Income Detail (RBCPWM-LightSquared Inc (0494))

Trading Activity (RBCPWM-LightSquared Inc (0494))

Transaction Detail (RBCPWM-LightSquared Inc (0494))



A Division of RBC Capital Markets, LLC, Member NYSE/FINRA/SIPC

GAAP Financials

10/01/2014 - 10/31/2014

[Return to Table of Contents](#)

RBCPWM-LightSquared Inc (0494)

Dated: 11/03/2014

Balance Sheet

		RBCPWM-LightSquared Inc	
As of:		09/30/2014	10/31/2014
Original Cost		41,785.39	41,785.38
Net Accumulated Amortization/Accretion		0.00	0.00
Net Accumulated OTTI		0.00	0.00
Book Value		41,785.39	41,785.38
Accrued Balance		3.93	3.37
Book Value + Accrued		41,789.32	41,788.75
Unrealized Gain		0.00	0.00
Unrealized Loss		-0.00	-0.00
Market Value + Accrued		41,789.32	41,788.75

Income Statement

		RBCPWM-LightSquared Inc	
		Begin Date	End Date
		10/01/2014	10/31/2014
Net Amortization/Accretion Income			0.00
Interest Income	7.86		
Dividend Income	0.00		
Misc Income	0.00		
Income Subtotal			7.86
Realized Gain	0.00		
Realized Loss	0.00		
Impairment Loss	0.00		
Net Gain/Loss			0.00
Expense	-8.43		
Net Income			-0.57
Transfers In/Out			0.00
Change in Unrealized Gain			0.00
Change in Unrealized Loss			0.00

Statement of Cash Flows

		RBCPWM-LightSquared Inc	
		Begin Date	End Date
		10/01/2014	10/31/2014
Net Income			-0.57
Amortization/Accretion on MS	0.00		
Change in Accrued on MS	0.00		
Net Gain/Loss on MS	0.00		
Change in Unrealized G/L on CE	0.00		
Subtotal			0.00
Purchases of MS	0.00		
Purchased Accrued of MS	0.00		
Sales of MS	0.00		
Sold Accrued of MS	0.00		
Maturities of MS	0.00		
Net Purchases/Sales			0.00
Transfers of Cash & CE			0.00
Total Change in Cash & CE			-0.57
Beginning Cash & CE			41,789.32
Ending Cash & CE			41,788.75



A Division of RBC Capital Markets, LLC, Member NYSE/FINRA/SIPC.

GAAP GL Income Accrual

RBCPWM-LightSquared Inc (0494)

10/01/2014 - 10/31/2014

[Return to Table of Contents](#)

Dated: 11/03/2014

Cash

Identifier	Factorized Units	Description	Coupon Rate	Final Maturity	Interest/Dividend Income	Beginning Accrued	Acquired Accrued	Disposed Accrued	Ending Accrued	Interest/Dividend Received	BS Class	Fed Tax	State Tax
CCYUSD	0.00	Cash	0.00	10/31/2014	0.00	0.00	0.00	0.00	0.00	0.00	Cash	Y	Y
CCYUSD	0.00	Cash	0.00	10/31/2014	0.00	0.00	0.00	0.00	0.00	0.00	Cash	Y	Y

CE

Identifier	Factorized Units	Description	Coupon Rate	Final Maturity	Interest/Dividend Income	Beginning Accrued	Acquired Accrued	Disposed Accrued	Ending Accrued	Interest/Dividend Received	BS Class	Fed Tax	State Tax
17417QAM5	0.00	Citizens Bank of Pennsylvania	0.25	10/17/2014	4.49	3.93	0.00	0.00	0.00	8.42	CE	Y	Y
225862BX8	41,000.00	CresCom Bank	0.20	12/17/2014	3.37	0.00	0.00	0.00	3.37	0.00	CE	Y	Y
74926P670	785.38	US GOVT MONEY MKT-RBC SEL	0.01	10/31/2014	0.00	0.00	0.00	0.00	0.00	0.00	CE	Y	Y
---	41,785.38	---	---	---	7.86	3.93	0.00	0.00	3.37	8.42	CE	Y	Y

Summary

Identifier	Factorized Units	Description	Coupon Rate	Final Maturity	Interest/Dividend Income	Beginning Accrued	Acquired Accrued	Disposed Accrued	Ending Accrued	Interest/Dividend Received	BS Class	Fed Tax	State Tax
---	41,785.38	---	---	---	7.86	3.93	0.00	0.00	3.37	8.42	---	Y	Y

* Grouped By: General Ledger Grouping. * Groups Sorted By: General Ledger Grouping.



A division of RBC Capital Markets, LLC, Member NYSE/FINRA/SIPC.

Balance Sheet Classification

RBCPWM-LightSquared Inc (0494)

As of 10/31/2014

[Return to Table of Contents](#)

Dated: 11/03/2014

Cash

Cusip	Description	Curr Units, Cpn	Trade Date, Settle Date	Eff Maturity, Maturity	Book Yield	Accrued	Mkt Price, Mkt Value	Book Value, Mkt Value + Accrued	% of Market Value + Accrued	Unreal G/L	S&P	Moody's	Call	Pre- Re
CCYUSD	Cash	0.00 0.00	— —	10/31/2014 10/31/2014	0.00	0.00	1.00 0.00	0.00 0.00	0.00%	0.00	AAA	Aaa	N	N
CCYUSD	Cash	0.00 0.00	— —	10/31/2014 10/31/2014	0.00	0.00	1.00 0.00	0.00 0.00	0.00%	0.00	AAA	Aaa	N	N

CE

Cusip	Description	Curr Units, Cpn	Trade Date, Settle Date	Eff Maturity, Maturity	Book Yield	Accrued	Mkt Price, Mkt Value	Book Value, Mkt Value + Accrued	% of Market Value + Accrued	Unreal G/L	S&P	Moody's	Call	Pre- Re
74926P670	US GOVT MONEY MKT-RBC SEL	785.38 0.01	— —	10/31/2014 10/31/2014	0.00	0.00	1.00 785.38	785.38 785.38	1.879%	-0.00	AAAm	Aaa	N	N
225862BX8	CresCom Bank	41,000.00 0.20	10/01/2014 10/17/2014	12/17/2014 12/17/2014	0.20	3.37	100.00 41,000.00	41,000.00 41,003.37	98.121%	0.00	NA	NA	N	N
—	—	41,785.38	—	12/16/2014 12/16/2014	0.196	3.37	— 41,785.38	41,785.38 41,788.75	100.00%	-0.00	AAA	Aaa	N	N

Summary

Cusip	Description	Curr Units, Cpn	Trade Date, Settle Date	Eff Maturity, Maturity	Book Yield	Accrued	Mkt Price, Mkt Value	Book Value, Mkt Value + Accrued	% of Market Value + Accrued	Unreal G/L	S&P	Moody's	Call	Pre- Re
—	—	41,785.38	—	12/16/2014 12/16/2014	0.196	3.37	— 41,785.38	41,785.38 41,788.75	100.00%	-0.00	AAA	Aaa	N	N

* Grouped By: BS Class. * Groups Sorted By: BS Class. * Weighted By: Mkt Value + Accrued.



Security Type

Base Currency: USD As of 10/31/2014

[Return to Table of Contents](#)

RBCPWM-LightSquared Inc (0494)

Dated: 11/03/2014

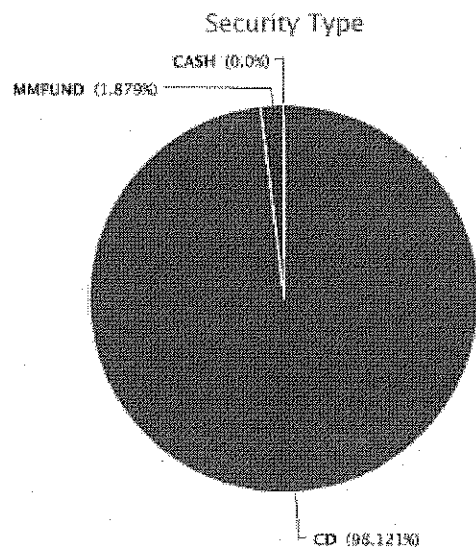


Chart calculated by: Base Market Value + Accrued

CD

Identifier	Description	Base Current Units	Final Maturity	Security Type	Market Sector	Base Market Value + Accrued	% of Base Market Value + Accrued
225862BX8	CresCom Bank	41,000.00	12/17/2014	CD	Financial	41,003.37	98.121%
225862BX8	CresCom Bank	41,000.00	12/17/2014	CD	Financial	41,003.37	98.121%

MMFUND

Identifier	Description	Base Current Units	Final Maturity	Security Type	Market Sector	Base Market Value + Accrued	% of Base Market Value + Accrued
74926P670	US GOVT MONEY MKT-RBC SEL	785.38	10/31/2014	MMFUND	Cash	785.38	1.879%
74926P670	US GOVT MONEY MKT-RBC SEL	785.38	10/31/2014	MMFUND	Cash	785.38	1.879%

CASH

Identifier	Description	Base Current Units	Final Maturity	Security Type	Market Sector	Base Market Value + Accrued	% of Base Market Value + Accrued
CCYUSD	Cash	0.00	10/31/2014	CASH	Cash	0.00	0.00%
CCYUSD	Cash	0.00	10/31/2014	CASH	Cash	0.00	0.00%

Summary



Division of RBC Capital Markets, LLC, Member NYSE/FINRA/SIPC

Security Type

RBCPWM-LightSquared Inc (0494)

Base Currency: USD As of 10/31/2014

[Return to Table of Contents](#)

Dated: 11/03/2014

Identifier	Description	Base Current Units	Final Maturity	Security Type	Market Sector	Base Market Value + Accrued	% of Base Market Value + Accrued
---	---	41,785.38	12/16/2014	---	---	41,788.75	100.00%

* Grouped By: Security Type. * Groups Sorted By: Base Market Value + Accrued. * Weighted By: Base Market Value + Accrued.



A Division of RBC Capital Markets, LLC, Member NYSE/FINRA/SIPC

Income Detail

10/01/2014 - 10/31/2014

[Return to Table of Contents](#)

RBCPWM-LightSquared Inc (: 0494)

Dated: 11/03/2014

CASH

CUSIP	Description	Current Units	Coupon	Final Maturity	Eff Maturity	Net G/L	Amort/Accret	Income	Expense	BS Class	Fed Tax	State Tax
---	Cash	0.00	0.00	10/31/2014	10/31/2014	0.00	0.00	0.00	-8.43	Cash	Y	Y
---	Cash	0.00	0.00	10/31/2014	10/31/2014	0.00	0.00	0.00	-8.43	Cash	Y	Y

CD

CUSIP	Description	Current Units	Coupon	Final Maturity	Eff Maturity	Net G/L	Amort/Accret	Income	Expense	BS Class	Fed Tax	State Tax
225862BX8	CresCom Bank	41,000.00	0.20	12/17/2014	12/17/2014	0.00	0.00	3.37	0.00	CE	Y	Y
17417QAM5	Citizens Bank of Pennsylvania	0.00	0.25	10/17/2014	10/17/2014	0.00	0.00	4.49	0.00	CE	Y	Y
---	---	41,000.00	---	12/17/2014	12/17/2014	0.00	0.00	7.86	0.00	CE	Y	Y

MMFUND

CUSIP	Description	Current Units	Coupon	Final Maturity	Eff Maturity	Net G/L	Amort/Accret	Income	Expense	BS Class	Fed Tax	State Tax
74926P670	US GOVT MONEY MKT-RBC SEL	785.38	0.01	10/31/2014	10/31/2014	0.00	0.00	0.00	0.00	CE	Y	Y
---	US GOVT MONEY MKT-RBC SEL	785.38	0.01	10/31/2014	10/31/2014	0.00	0.00	0.00	0.00	CE	Y	Y

Summary

CUSIP	Description	Current Units	Coupon	Final Maturity	Eff Maturity	Net G/L	Amort/Accret	Income	Expense	BS Class	Fed Tax	State Tax
---	---	41,785.38	---	12/16/2014	12/16/2014	0.00	0.00	7.86	-8.43	---	Y	Y

* Grouped By: Security Type. * Groups Sorted By: Security Type. * Weighted By: Market Value + Accrued. * Holdings Displayed By: Lot.



A division of RBC Capital Markets, LLC, Member NYSE/FINRA/SIPC.

Trading Activity

10/01/2014 - 10/31/2014

[Return to Table of Contents](#)

RBCPWM-LightSquared Inc (0494)

Dated: 11/03/2014

* Does not Lock Down.

Buy

Trade Date	Settle Date	Transaction Type	Cusip	Current Units	Description	Coupon Rate	Final Maturity	Price	Original Cost	Accrued Interest	Realized G/L	Amount	State Tax	Fed Tax
10/01/2014	10/17/2014	Buy	225862BX8	41,000.00	CresCom Bank	0.20	12/17/2014	100.00	41,000.00	0.00	0.00	-41,000.00	Y	Y
10/20/2014	10/20/2014	Buy	74926P670	785.38	US GOVT MONEY MKT-RBC SEL	0.01	10/31/2014	1.00	785.38	0.00	0.00	-785.38	Y	Y
---	---	Buy	---	41,785.38	---	---	---	---	41,785.38	0.00	0.00	-41,785.38	Y	Y

Sell

Trade Date	Settle Date	Transaction Type	Cusip	Current Units	Description	Coupon Rate	Final Maturity	Price	Original Cost	Accrued Interest	Realized G/L	Amount	State Tax	Fed Tax
10/15/2014	10/15/2014	Sell	74926P670	-8.43	US GOVT MONEY MKT-RBC SEL	0.01	10/31/2014	1.00	-8.43	0.00	0.00	8.43	Y	Y
10/17/2014	10/17/2014	Sell	74926P670	-776.96	US GOVT MONEY MKT-RBC SEL	0.01	10/31/2014	1.00	-776.96	0.00	0.00	776.96	Y	Y
---	---	Sell	74926P670	-785.39	US GOVT MONEY MKT-RBC SEL	0.01	10/31/2014	1.00	-785.39	0.00	0.00	785.39	Y	Y

Maturity

Trade Date	Settle Date	Transaction Type	Cusip	Current Units	Description	Coupon Rate	Final Maturity	Price	Original Cost	Accrued Interest	Realized G/L	Amount	State Tax	Fed Tax
10/17/2014	10/17/2014	Maturity	17417QAM5	-41,000.00	Citizens Bank of Pennsylvania	0.25	10/17/2014	100.00	-41,000.00	0.00	0.00	41,000.00	Y	Y
10/17/2014	10/17/2014	Maturity	17417QAM5	-41,000.00	Citizens Bank of Pennsylvania	0.25	10/17/2014	100.00	-41,000.00	0.00	0.00	41,000.00	Y	Y

Summary

Trade Date	Settle Date	Transaction Type	Cusip	Current Units	Description	Coupon Rate	Final Maturity	Price	Original Cost	Accrued Interest	Realized G/L	Amount	State Tax	Fed Tax
---	---	---	---	-0.01	---	---	---	---	-0.01	0.00	0.00	0.01	Y	Y

* Grouped By: Transaction Type. * Groups Sorted By: Transaction Type.

* The Transaction Detail/Trading Activity reports provide our most up-to-date transactional details. As such, these reports are subject to change even after the other reports on the website have been locked down. While these reports can be useful tools in understanding recent activity, due to their dynamic nature we do not recommend using them for booking journal entries or reconciliation.



A Division of RBC Capital Markets, LLC, Member NYSE/FINRA/SIPC

Transaction Detail

RBCPWM-LightSquared Inc (0494)

10/01/2014 - 10/31/2014

[Return to Table of Contents](#)

Dated: 11/03/2014

* Does not Lock Down.

Transaction Type	Trade Date	Settle Date	CUSIP	Original Units	Description	Final Maturity	Current Units	Coupon Rate	Price	Amount	Accr Int	Realized G/L
Buy	10/01/2014	10/17/2014	225862BX8	41,000.00	CresCom Bank	12/17/2014	41,000.00	0.20	100.00	-41,000.00	0.00	0.00
Management Fee	10/15/2014	10/15/2014		0.00	US Dollar	10/31/2014	0.00	0.00	---	-8.43	0.00	0.00
Sell	10/15/2014	10/15/2014	74926P670	-8.43	US GOVT MONEY MKT-RBC SEL	10/31/2014	-8.43	0.01	1.00	8.43	0.00	0.00
Coupon	10/17/2014	10/17/2014	17417QAM5	0.00	Citizens Bank of Pennsylvania	10/17/2014	0.00	0.25	---	8.42	0.00	0.00
Maturity	10/17/2014	10/17/2014	17417QAM5	-41,000.00	Citizens Bank of Pennsylvania	10/17/2014	-41,000.00	0.25	100.00	41,000.00	0.00	0.00
Sell	10/17/2014	10/17/2014	74926P670	-776.96	US GOVT MONEY MKT-RBC SEL	10/31/2014	-776.96	0.01	1.00	776.96	0.00	0.00
Buy	10/20/2014	10/20/2014	74926P670	785.38	US GOVT MONEY MKT-RBC SEL	10/31/2014	785.38	0.01	1.00	-785.38	0.00	0.00
---	---	---	---	-0.01	---	---	-0.01	---	---	-0.00	0.00	0.00

* The Transaction Detail/Trading Activity reports provide our most up-to-date transactional details. As such, these reports are subject to change even after the other reports on the website have been locked down. While these reports can be useful tools in understanding recent activity, due to their dynamic nature we do not recommend using them for booking journal entries or reconciliation.



RBC Wealth Management®

A Division of RBC Capital Markets, LLC, Member NYSE/FINRA/SIPC.

Disclaimer

As of 10/31/2014

[Return to Table of Contents](#)

Dated: 11/03/2014

This report is provided to you by Clearwater Analytics as a service enabling you to review specific details of your RBC Wealth Management account on a periodic basis. However, it is not to be considered as the official or definitive statement of your account. Assets held on the books and records of companies other than RBC WM may appear on your Clearwater Analytics reports if you have requested that such additional assets be included. Assets held away from RBC WM may not be covered by SIPC. RBC WM does not guarantee the accuracy or completeness of Clearwater Analytics reports. The most complete and accurate reflection of your RBC WM account status is contained within your official RBC Wealth Management transaction confirmations, account statements and tax documents. Pricing information is provided for evaluation purposes only and may not necessarily reflect the price at which a security may be purchased or sold. The summary/prices/quotes/statistics/information contained herein have been obtained from sources believed reliable but may not necessarily be complete and cannot be guaranteed. RBC Wealth Management, a division of RBC Capital Markets, LLC, Member NYSE/FINRA/SIPC.

LightSquared Inc.

Restricted Cash - Bank of America

G/L 0100

October 31, 2014

Bank Reconciliation for the Month of October 2014

Suntrust Collateral for Credit card program	\$ 100,000.00
Balance per bank @ 10/31/14:	\$ 100,000.00
Balance per G/L (0100) as of 10/31/14:	100,000.00
Cash Equiv Balance per G/L (00230) as of 10/31/14:	-
Total G/L Balance @ 10/31/14:	\$ 100,000.00
	\$ -



Senior Vice President

SunTrust Bank
8330 Boone Blvd., Suite 700
Vienna, VA 22182

suntrust.com

November 3, 2014

Assistant Treasurer
LightSquared, Inc.
10802 Parkridge Blvd.
Reston, VA 20191

Re: Certificate of Deposit
6574 - 100000001

Tracey,

Per your request, we are providing the following information as of October 31, 2014, regarding the certificate of deposit # 3574 – 100000001, issued 8/21/2014, in the name of LightSquared, Inc.:

Principal Balance	October Portion of Last Interest Payment of \$20.55 on 10/21/2014	Accrued Interest to Month End
\$100,000	\$14.39	\$6.85

Please let us know if any additional information is required.

Thank you for banking with SunTrust.

Sincerely,

A handwritten signature in dark ink, appearing to read "A. Ball", is written over the "Sincerely," text.

Senior Vice President

TMI Communications LLC

RBC # 3506

0160

October 31, 2014

Bank Reconciliation for October 31, 2014

Balance per Bank Stmt @ 10/31/14:	\$	10,895,841.09
RBC bank adjustment		
Adjusted bank balance	<u>\$</u>	<u>10,895,841.09</u>
 Balance per G/L @ 10/31/14:	 \$	 9,152,553.86
Plus: Cash and cash equivalents rcls (0220)		1,743,287.21
Plus: Prior period adj		-
Adjusted G/L balance @ 10/31/14:	\$	10,895,841.07
 Variance	 \$	 (0.02)



RBC Wealth Management

A Division of RBC Capital Markets, LLC
Member NYSE/FINRA/SIPC

Supplemental Month-End Statement

RBCPWM-TMI Comm Delaware L.P. (: 0496)

Month End (M10 Y2014)

10/01/2014 - 10/31/2014

Dated: 11/03/2014

Locked Down



Table of Contents

Dated: 11/03/2014

GAAP Financials (RBCPWM-TMI Comm Delaware L.P. (0496))

GAAP GL Income Accrual (RBCPWM-TMI Comm Delaware L.P. (0496))

Balance Sheet Classification (RBCPWM-TMI Comm Delaware L.P. (0496))

Security Type (RBCPWM-TMI Comm Delaware L.P. (0496))

Income Detail (RBCPWM-TMI Comm Delaware L.P. (0496))

Trading Activity (RBCPWM-TMI Comm Delaware L.P. (0496))

Transaction Detail (RBCPWM-TMI Comm Delaware L.P. (0496))

A Division of RBC Capital Markets, LLC, Member NYSE/FINRA/SIPC

GAAP Financials

RBCPWM-TMI Comm Delaware L.P.
(3496)

10/01/2014 - 10/31/2014

[Return to Table of Contents](#)

Dated: 11/03/2014

Balance Sheet		RBCPWM-TMI Comm Delaware L.P.	
As of:		09/30/2014	10/31/2014
Original Cost		10,866,163.59	10,869,873.93
Net Accumulated Amortization/Accretion		-693.00	-3,162.10
Net Accumulated OTTI		0.00	0.00
Book Value		10,865,470.59	10,866,711.83
Accrued Balance		11,886.78	29,516.72
Book Value + Accrued		10,897,157.37	10,896,228.55
Unrealized Gain		16.51	32.29
Unrealized Loss		-589.14	-419.75
Market Value + Accrued		10,896,584.73	10,895,841.09

Income Statement		RBCPWM-TMI Comm Delaware L.P.	
		Begin Date	End Date
		10/01/2014	10/31/2014
Net Amortization/Accretion Income			-3,252.07
Interest Income	4,518.11		
Dividend Income	0.00		
Misc Income	0.00		
Income Subtotal			4,518.11
Realized Gain	0.00		
Realized Loss	-0.00		
Impairment Loss	0.00		
Net Gain/Loss			0.00
Expense	-2,194.87		
Net Income			-928.82
Transfers In/Out			0.00
Change in Unrealized Gain			15.78
Change in Unrealized Loss			169.40

Statement of Cash Flows		RBCPWM-TMI Comm Delaware L.P.	
		Begin Date	End Date
		10/01/2014	10/31/2014
Net Income			-928.82
Amortization/Accretion on MS	0.00		
Change in Accrued on MS	-215.57		
Net Gain/Loss on MS	0.00		
Change in Unrealized G/L on CE	-371.84		
Subtotal			-587.41
Purchases of MS	0.00		
Purchased Accrued of MS	0.00		
Sales of MS	0.00		
Sold Accrued of MS	0.00		
Maturities of MS	0.00		
Net Purchases/Sales			0.00
Transfers of Cash & CE			0.00
Total Change in Cash & CE			-1,516.23
Beginning Cash & CE			9,154,070.12
Ending Cash & CE			9,152,553.89



A division of RBC Capital Markets, LLC, Member NYSE/FINRA/SIPC

GAAP GL Income Accrual

RBCPWM-TMI Comm Delaware L.P.
(: 0496)

10/01/2014 - 10/31/2014

[Return to Table of Contents](#)

Dated: 11/03/2014

Cash

Identifier	Factorized Units	Description	Coupon Rate	Final Maturity	Interest/Dividend Income	Beginning Accrued	Acquired Accrued	Disposed Accrued	Ending Accrued	Interest/Dividend Received	BS Class	Fed Tax	State Tax
CCYUSD	446,509.28	Cash	0.00	10/31/2014	0.00	0.00	0.00	0.00	0.00	0.00	Cash	Y	Y
CCYUSD	446,509.28	Cash	0.00	10/31/2014	0.00	0.00	0.00	0.00	0.00	0.00	Cash	Y	Y

CE

Identifier	Factorized Units	Description	Coupon Rate	Final Maturity	Interest/Dividend Income	Beginning Accrued	Acquired Accrued	Disposed Accrued	Ending Accrued	Interest/Dividend Received	BS Class	Fed Tax	State Tax
02004M4W0	100,000.00	Ally Bank	1.75	11/12/2014	86.30	0.00	743.15	0.00	829.45	0.00	CE	Y	Y
024263BT1	249,000.00	American Bank & Trust Company, Inc.	0.20	12/10/2014	30.02	0.00	0.00	0.00	30.02	0.00	CE	Y	Y
025140AR5	249,000.00	American City Bank	0.20	12/09/2014	6.83	0.00	191.01	0.00	197.84	0.00	CE	Y	Y
02587DGV4	95,000.00	American Express Centurion Bank	1.55	11/17/2014	20.17	0.00	657.58	0.00	677.75	0.00	CE	Y	Y
03784JAN4	0.00	Apple Bank for Savings	0.05	10/10/2014	3.07	7.16	0.00	0.00	0.00	10.23	CE	Y	Y
06082ANJ4	249,000.00	Bank of Baroda	0.30	11/28/2014	10.23	0.00	306.99	0.00	317.22	0.00	CE	Y	Y
06251AXA3	0.00	Bank Hapoalim B.M.	1.25	10/21/2014	59.46	0.00	1,494.79	0.00	0.00	1,554.25	CE	Y	Y
06426NMT6	0.00	Bank of China Limited	0.65	10/31/2014	56.99	0.00	694.79	0.00	0.00	651.78	CE	Y	Y
06426NVS8	245,000.00	Bank of China Limited	0.80	12/31/2014	59.07	0.00	601.42	0.00	660.49	0.00	CE	Y	Y
07370WEE2	250,000.00	Beal Bank USA	0.50	12/24/2014	61.64	0.00	1,000.00	0.00	1,061.64	0.00	CE	Y	Y
12527OCM2	249,000.00	CFG Community Bank	0.35	11/14/2014	42.98	0.00	69.24	0.00	112.22	0.00	CE	Y	Y
225862BX8	249,000.00	Crescent Bank	0.20	12/17/2014	20.47	0.00	0.00	0.00	20.47	0.00	CE	Y	Y
23422JAA8	249,000.00	Dakota Heritage Bank of North Dakota	0.20	12/10/2014	30.02	0.00	0.00	0.00	30.02	0.00	CE	Y	Y
254671D56	250,000.00	Discover Bank	0.45	12/11/2014	65.48	0.00	946.23	0.00	1,001.71	0.00	CE	Y	Y
316777UH2	0.00	Fifth Third Bank	0.45	10/30/2014	89.03	1,031.47	0.00	0.00	0.00	1,120.50	CE	Y	Y
320166GT4	0.00	First Farmers Bank & Trust Co.	0.25	10/09/2014	13.64	143.26	0.00	0.00	0.00	156.90	CE	Y	Y
320161AB7	250,000.00	First Farmers and Merchants Bank	0.20	12/15/2014	23.29	0.00	0.00	0.00	23.29	0.00	CE	Y	Y
34415XAB1	249,000.00	Focus Business Bank	0.10	12/30/2014	1.36	0.00	0.00	0.00	1.36	0.00	CE	Y	Y
38143A2X2	245,000.00	Goldman Sachs Bank USA	0.70	12/26/2014	51.68	0.00	549.74	0.00	601.42	0.00	CE	Y	Y
38542MAP1	170,000.00	GRAND FORKS BLDG 1ST	5.00	12/01/2014	401.39	0.00	3,140.28	0.00	3,541.67	0.00	CE	N	N
49306SRU2	245,000.00	KeyBank National Association	0.25	11/24/2014	18.46	0.00	255.07	0.00	273.53	0.00	CE	Y	Y
609685EV1	0.00	Lake Forest Bank and Trust Company	0.20	10/01/2014	0.00	255.14	0.00	0.00	0.00	255.14	CE	Y	Y
52168UCS9	0.00	Leader Bank, National Association	0.20	10/30/2014	39.57	1.36	0.00	0.00	0.00	40.93	CE	Y	Y
55275FHK7	249,000.00	Mbank	0.20	12/24/2014	10.92	0.00	0.00	0.00	10.92	0.00	CE	Y	Y
58733AAW9	129,000.00	Mercantile Commercebank, National Association	0.25	11/20/2014	4.42	0.00	60.08	0.00	64.50	0.00	CE	Y	Y
59774QDS8	245,000.00	Midland States Bank	0.30	11/24/2014	22.15	0.00	58.36	0.00	18.12	60.41	CE	Y	Y
64960H4B3	0.00	NYC-TAXABLE-C	2.23	10/01/2014	0.00	9,198.75	0.00	0.00	0.00	9,198.75	CE	Y	N
64971CU85	1,350,000.00	NYC IDA-B-RF/MPT-CAL	6.625	12/01/2014	2,235.94	0.00	12,670.31	0.00	14,906.25	0.00	CE	N	N
64971QQT3	600,000.00	NYC TRANSF FIN AUTH	0.85	11/01/2014	340.00	0.00	2,210.00	0.00	2,550.00	0.00	CE	Y	N
662326BW6	0.00	Wintrust Bank	0.20	10/01/2014	0.00	255.14	0.00	0.00	0.00	255.14	CE	Y	Y
662326BW6	0.00	Wintrust Bank	0.20	10/01/2014	0.00	256.16	0.00	0.00	0.00	256.16	CE	Y	Y
71270QFJ0	232,000.00	People's United Bank	0.30	11/13/2014	49.58	0.00	102.97	0.00	152.55	0.00	CE	Y	Y
74531YAL2	250,000.00	Puget Sound Bank	0.15	11/25/2014	31.85	3.08	0.00	0.00	4.11	30.82	CE	Y	Y
74926P688	997,509.02	US GOVT MONEY MKT-RBC IS 2	0.01	10/31/2014	36.65	0.00	0.00	0.00	0.00	36.65	CE	Y	Y
75524KDR2	0.00	Citizens Bank, National Association	0.25	10/30/2014	49.45	1.71	0.00	0.00	0.00	51.16	CE	Y	Y
795450QH1	249,000.00	Sallie Mae Bank	0.75	11/07/2014	40.94	0.00	869.79	0.00	910.73	0.00	CE	Y	Y
80280JAW1	0.00	Santander Bank, National Association	0.25	10/02/2014	1.27	114.68	0.00	0.00	0.00	115.95	CE	Y	Y
85224LAE4	249,000.00	Square 1 Bank	0.15	11/28/2014	3.07	0.00	0.00	0.00	3.07	0.00	CE	Y	Y



A Division of RBC Capital Markets, LLC, Member NYSE/FINRA/SIPC.

GAAP GL Income Accrual

RBCPWM-TMI Comm Delaware L.P.
(: 0496)

10/01/2014 - 10/31/2014

[Return to Table of Contents](#)

Dated: 11/03/2014

Identifier	Factorized Units	Description	Coupon Rate	Final Maturity	Interest/Dividend Income	Beginning Accrued	Acquired Accrued	Disposed Accrued	Ending Accrued	Interest/Dividend Received	BS Class	Fed Tax	State Tax
853117NB1	0.00	Standard Bank and Trust Company	0.35	10/31/2014	21.14	0.00	836.36	0.00	0.00	857.50	CE	Y	Y
856264H56	240,000.00	State Bank of India	0.80	11/21/2014	57.86	0.00	804.82	0.00	862.68	0.00	CE	Y	Y
92937CAV0	245,000.00	Wex Bank	0.35	11/28/2014	25.84	0.00	340.65	0.00	366.49	0.00	CE	Y	Y
95763PAB7	0.00	Western Alliance Bank	0.30	10/30/2014	59.35	2.05	0.00	0.00	0.00	61.40	CE	Y	Y
95960SBP0	0.00	The Western State Bank	0.20	10/07/2014	8.18	117.34	0.00	0.00	0.00	125.52	CE	Y	Y
962721AP1	0.00	Wheaton Bank and Trust Company	0.20	10/01/2014	0.00	227.84	0.00	0.00	0.00	227.84	CE	Y	Y
---	8,628,509.02	---	---	---	4,179.75	11,615.15	28,501.65	0.00	29,229.52	15,067.93	CE	---	---

ST

Identifier	Factorized Units	Description	Coupon Rate	Final Maturity	Interest/Dividend Income	Beginning Accrued	Acquired Accrued	Disposed Accrued	Ending Accrued	Interest/Dividend Received	BS Class	Fed Tax	State Tax
084601CN1	249,000.00	Berkshire Bank	0.20	01/30/2015	42.30	1.36	0.00	0.00	43.66	0.00	ST	Y	Y
095657AV4	249,000.00	Blue Hills Bank	0.25	12/30/2014	52.87	1.71	0.00	0.00	54.58	0.00	ST	Y	Y
203478KP6	249,000.00	Community Bank & Trust	0.20	12/30/2014	42.29	1.36	0.00	0.00	2.73	40.93	ST	Y	Y
29976DTV2	249,000.00	EverBank	0.25	12/12/2014	52.87	32.40	0.00	0.00	85.27	0.00	ST	Y	Y
310347AG4	249,000.00	Farmers State Bank	0.20	12/17/2014	42.29	19.10	0.00	0.00	20.47	40.93	ST	Y	Y
80280JBL4	249,000.00	Santander Bank, National Association	0.30	12/24/2014	63.44	14.33	0.00	0.00	77.77	0.00	ST	Y	Y
843383AS9	249,000.00	Southern Bank	0.20	12/30/2014	42.29	1.36	0.00	0.00	2.73	40.93	ST	Y	Y
---	1,743,000.00	---	---	---	338.36	71.63	0.00	0.00	287.20	122.79	ST	Y	Y

Summary

Identifier	Factorized Units	Description	Coupon Rate	Final Maturity	Interest/Dividend Income	Beginning Accrued	Acquired Accrued	Disposed Accrued	Ending Accrued	Interest/Dividend Received	BS Class	Fed Tax	State Tax
---	10,818,018.31	---	---	---	4,518.11	11,686.78	28,501.65	0.00	29,516.72	15,189.82	---	---	---

* Grouped By: General Ledger Grouping. * Groups Sorted By: General Ledger Grouping.



A Division of RBC Capital Markets, LLC, Member NYSE/FINRA/SIPC

Balance Sheet Classification

RBCPWM-TMI Comm Delaware L.P.
(0496)

As of 10/31/2014

[Return to Table of Contents](#)

Dated: 11/03/2014

Cash

Cusip	Description	Curr Units, Cpn	Trade Date, Settle Date	Eff Maturity, Maturity	Book Yield	Accrued	Mkt Price, Mkt Value	Book Value, Mkt Value + Accrued	% of Market Value + Accrued	Unreal G/L	S&P	Moodys	Call	Pre- Re
CCYUSD	Cash	446,509.28 0.00	--- ---	10/31/2014 10/31/2014	0.00	0.00	1.00 446,509.28	446,509.28 446,509.28	4.098%	0.00	AAA	Aaa	N	N
CCYUSD	Cash	446,509.28 0.00	--- ---	10/31/2014 10/31/2014	0.00	0.00	1.00 446,509.28	446,509.28 446,509.28	4.098%	0.00	AAA	Aaa	N	N

CE

Cusip	Description	Curr Units, Cpn	Trade Date, Settle Date	Eff Maturity, Maturity	Book Yield	Accrued	Mkt Price, Mkt Value	Book Value, Mkt Value + Accrued	% of Market Value + Accrued	Unreal G/L	S&P	Moodys	Call	Pre- Re
74926P688	US GOVT MONEY MKT-RBC IS 2	997,509.02 0.01	--- ---	10/31/2014 10/31/2014	0.00	0.00	1.00 997,509.02	997,509.02 997,509.02	9.155%	-0.01	AAAm	Aaa	N	N
64971QQT3	NYC TRANSL FIN AUTH	600,000.00 0.85	10/02/2014 10/07/2014	11/01/2014 11/01/2014	0.234	2,550.00	100.00 600,000.00	997,509.02 602,550.00	5.53%	0.00	AAA	Aa1	N	N
795450QH1	Sallie Mae Bank	249,000.00 0.75	10/21/2014 10/24/2014	11/07/2014 11/07/2014	0.747	910.73	100.003 249,007.47	249,000.00 249,918.20	2.294%	7.47	NR	NR	N	N
02004M4W0	Ally Bank	100,000.00 1.75	10/14/2014 10/14/2014	11/12/2014 11/12/2014	0.628	829.46	100.03 100,030.00	100,033.66 100,859.45	0.926%	-3.66	AA+	Aaa	N	N
71270QFJ0	People's United Bank	232,000.00 0.30	10/01/2014 10/06/2014	11/13/2014 11/13/2014	0.309	152.55	100.00 232,000.00	231,999.27 232,152.55	2.131%	0.73	NA	NA	N	N
12527CCM2	CFG Community Bank	249,000.00 0.35	10/07/2014 10/14/2014	11/14/2014 11/14/2014	0.35	112.22	100.00 249,000.00	249,000.00 249,112.22	2.266%	0.00	NR	NR	N	N
02587DGV4	American Express Centurion Bank	95,000.00 1.55	10/22/2014 10/27/2014	11/17/2014 11/17/2014	0.331	677.75	100.032 95,030.40	95,050.67 95,708.15	0.878%	-20.27	A-2	NA	N	N
58733AAW9	Mercantile Commercebank, National Association	129,000.00 0.25	10/24/2014 10/27/2014	11/20/2014 11/20/2014	0.25	64.50	100.00 129,000.00	129,000.00 129,084.50	1.185%	0.00	NA	NA	N	N
856284H56	State Bank of India	240,000.00 0.80	10/17/2014 10/21/2014	11/21/2014 11/21/2014	0.328	862.68	100.022 240,052.80	240,061.94 240,915.48	2.211%	-9.14	A-3	P-3	N	N
59774QDS8	Midland States Bank	245,000.00 0.30	10/17/2014 10/21/2014	11/24/2014 11/24/2014	0.30	18.12	100.003 245,007.35	245,000.00 245,025.47	2.249%	7.35	NR	NR	Y	N
49306SRU2	KeyBank National Association	245,000.00 0.25	10/17/2014 10/21/2014	11/24/2014 11/24/2014	0.303	273.53	100.003 245,007.35	244,991.71 245,280.88	2.251%	15.64	A-2	NA	N	N
74531YAL2	Puget Sound Bank	250,000.00 0.15	08/27/2014 08/28/2014	11/25/2014 11/25/2014	0.15	4.11	100.00 250,000.00	250,000.00 250,004.11	2.294%	0.00	NR	NR	N	N
92937CAV0	Wex Bank	245,000.00 0.35	10/17/2014 10/21/2014	11/28/2014 11/28/2014	0.302	366.49	100.004 245,009.80	245,008.70 245,376.29	2.262%	1.10	NA	NA	N	N
85224LAE4	Square 1 Bank	249,000.00 0.15	10/22/2014 10/29/2014	11/28/2014 11/28/2014	0.15	3.07	100.00 249,000.00	249,000.00 249,003.07	2.285%	0.00	NR	NR	N	N
06062ANJ4	Bank of Baroda	249,000.00 0.30	10/24/2014 10/27/2014	11/28/2014 11/28/2014	0.30	317.22	100.00 249,000.00	249,000.00 249,317.22	2.288%	0.00	NR	NR	N	N
64971CU85	NYC IDA-B-RF/MPT-CAL	1,350,000.00 6.625	10/21/2014 10/22/2014	12/01/2014 12/01/2014	0.192	14,908.25	103.501 1,397,263.50	1,397,547.00 1,412,169.75	12.981%	-283.50	NA	NA	Y	Y
38542MAP1	GRAND FORKS BLDG 1ST	170,000.00 5.00	10/14/2014 10/14/2014	12/01/2014 12/01/2014	0.275	3,541.67	100.378 170,642.60	170,654.50 174,184.27	1.599%	-11.90	NA	Aa3	Y	Y
025140AR5	American City Bank	249,000.00 0.20	10/24/2014 10/27/2014	12/09/2014 12/09/2014	0.20	197.84	100.00 249,000.00	249,000.00 249,197.84	2.287%	0.00	NR	NR	N	N
23422JAA8	Dakota Heritage Bank of North Dakota	249,000.00 0.20	10/01/2014 10/10/2014	12/10/2014 12/10/2014	0.20	30.02	100.00 249,000.00	249,000.00 249,030.02	2.286%	0.00	NA	NA	N	N
024263BT1	American Bank & Trust Company, Inc.	249,000.00 0.20	10/01/2014 10/10/2014	12/10/2014 12/10/2014	0.20	30.02	100.00 249,000.00	249,000.00 249,030.02	2.286%	0.00	NR	NR	N	N
254671D56	Discover Bank	250,000.00 0.45	10/07/2014 10/14/2014	12/11/2014 12/11/2014	0.448	1,001.71	100.00 250,000.00	250,000.00 251,001.71	2.304%	0.00	NR	NA	N	N
32016TAB7	First Farmers and Merchants Bank	250,000.00 0.20	10/08/2014 10/15/2014	12/15/2014 12/15/2014	0.20	23.29	100.00 250,000.00	250,000.00 250,023.29	2.295%	0.00	NA	NA	N	N



A division of RBC Capital Markets, LLC, Member NYSE/FINRA/SIPC

Balance Sheet Classification

RBCPWM-TMI Comm Delaware L.P.
(0496)

As of 10/31/2014

[Return to Table of Contents](#)

Dated: 11/03/2014

Cusip	Description	Curr Units, Cpn	Trade Date, Settle Date	Eff Maturity, Maturity	Book Yield	Accrued	Mkt Price, Mkt Value	Book Value, Mkt Value + Accrued	% of Market Value + Accrued	Unreal G/L	S&P	Moody's	Call	Pre- Re
225862BX8	CresCorn Bank	249,000.00 0.20	10/01/2014 10/17/2014	12/17/2014 12/17/2014	0.20	20.47	100.00 249,000.00	249,000.00 249,020.47	2.285%	0.00	NA	NA	N	N
55275FHK7	Mbank.	249,000.00 0.20	10/16/2014 10/24/2014	12/24/2014 12/24/2014	0.20	10.92	100.00 249,000.00	249,000.00 249,010.92	2.285%	0.00	NR	NR	N	N
07370WEE2	Beal Bank USA	250,000.00 0.50	10/07/2014 10/14/2014	12/24/2014 12/24/2014	0.398	1,061.64	100.00 250,000.00	250,037.32 251,061.64	2.304%	-37.32	NR	NR	N	N
38143A2X2	Goldman Sachs Bank USA	245,000.00 0.70	10/17/2014 10/21/2014	12/26/2014 12/26/2014	0.351	601.42	100.035 245,085.75	245,128.62 245,687.17	2.255%	-42.88	NR	P-1	N	N
34415XAB1	Focus Business Bank	249,000.00 0.10	10/10/2014 10/30/2014	12/30/2014 12/30/2014	0.10	1.36	100.00 249,000.00	249,000.00 249,001.36	2.285%	0.00	NR	NR	N	N
06426NVS8	Bank of China Limited	245,000.00 0.80	10/17/2014 10/21/2014	12/31/2014 12/31/2014	0.352	660.49	100.069 245,169.05	245,180.13 245,629.54	2.256%	-11.08	A-1	P-1	N	N
---	---	8,628,509.02	---	11/28/2014 11/28/2014	0.24	29,229.52	---	8,677,202.55 8,706,044.61	79.902%	-387.46	AA	Aa1	---	---

ST

Cusip	Description	Curr Units, Cpn	Trade Date, Settle Date	Eff Maturity, Maturity	Book Yield	Accrued	Mkt Price, Mkt Value	Book Value, Mkt Value + Accrued	% of Market Value + Accrued	Unreal G/L	S&P	Moody's	Call	Pre- Re
29976DTV2	EverBank	249,000.00 0.25	09/05/2014 09/12/2014	12/12/2014 12/12/2014	0.25	85.27	100.00 249,000.00	249,000.00 249,085.27	2.286%	0.00	NR	NR	N	N
310347AG4	Farmers State Bank	249,000.00 0.20	09/09/2014 09/17/2014	12/17/2014 12/17/2014	0.20	20.47	100.00 249,000.00	249,000.00 249,020.47	2.285%	0.00	NA	NA	N	N
80280JBL4	Santander Bank, National Association	249,000.00 0.30	09/23/2014 09/24/2014	12/24/2014 12/24/2014	0.30	77.77	100.00 249,000.00	249,000.00 249,077.77	2.286%	0.00	NA	NA	N	N
203478KP6	Community Bank & Trust	*249,000.00 0.20	09/19/2014 09/30/2014	12/30/2014 12/30/2014	0.20	2.73	100.00 249,000.00	249,000.00 249,002.73	2.285%	0.00	NR	NR	N	N
095577AV4	Blue Hills Bank	249,000.00 0.25	09/19/2014 09/30/2014	12/30/2014 12/30/2014	0.25	54.58	100.00 249,000.00	249,000.00 249,054.58	2.286%	0.00	NA	NA	N	N
843383AS9	Southern Bank	249,000.00 0.20	09/22/2014 09/30/2014	12/30/2014 12/30/2014	0.20	2.73	100.00 249,000.00	249,000.00 249,002.73	2.285%	0.00	NA	NA	N	N
084601CN1	Berkshire Bank	249,000.00 0.20	09/19/2014 09/30/2014	01/30/2015 01/30/2015	0.20	43.66	100.00 249,000.00	249,000.00 249,043.66	2.286%	0.00	NA	NA	N	N
---	---	1,743,000.00	---	12/29/2014 12/29/2014	0.229	287.20	100.00 1,743,000.00	1,743,000.00 1,743,287.20	16.00%	0.00	---	---	N	N

Summary

Cusip	Description	Curr Units, Cpn	Trade Date, Settle Date	Eff Maturity, Maturity	Book Yield	Accrued	Mkt Price, Mkt Value	Book Value, Mkt Value + Accrued	% of Market Value + Accrued	Unreal G/L	S&P	Moody's	Call	Pre- Re
---	---	10,818,018.31	---	12/02/2014 12/02/2014	0.228	29,516.72	---	10,866,711.83 10,895,841.09	100.00%	-387.46	AA	Aa1	---	---

* Grouped By: BS Class. * Groups Sorted By: BS Class. * Weighted By: Mkt Value + Accrued.



A Division of RBC Capital Markets, LLC, Member NYSE/FINRA/SIPC

Security Type

RBCPWM-TMI Comm Delaware L.P.
(0496)

Base Currency: USD As of 10/31/2014

[Return to Table of Contents](#)

Dated: 11/03/2014

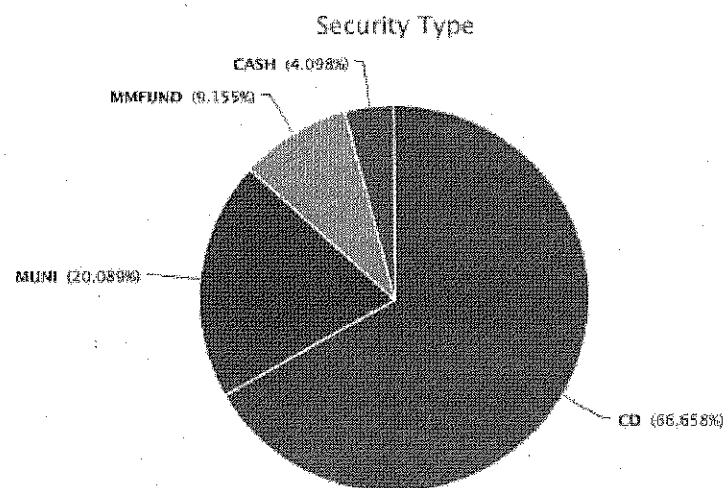


Chart calculated by: Base Market Value + Accrued

CD

Identifier	Description	Base Current Units	Final Maturity	Security Type	Market Sector	Base Market Value + Accrued	% of Base Market Value + Accrued
02004M4W0	Ally Bank	100,000.00	11/12/2014	CD	Financial	100,859.45	0.926%
024263BT1	American Bank & Trust Company, Inc.	249,000.00	12/10/2014	CD	Financial	249,030.02	2.286%
025140AR5	American City Bank	249,000.00	12/09/2014	CD	Financial	249,197.84	2.287%
02687DGV4	American Express Centurion Bank	95,000.00	11/17/2014	CD	Financial	95,708.15	0.878%
06062ANJ4	Bank of Baroda	249,000.00	11/28/2014	CD	Financial	249,317.22	2.288%
06426NVS8	Bank of China Limited	245,000.00	12/31/2014	CD	Financial	245,829.54	2.256%
07370WEE2	Beal Bank USA	250,000.00	12/24/2014	CD	Financial	251,061.64	2.304%
084601CN1	Berkshire Bank	249,000.00	01/30/2015	CD	Financial	249,043.66	2.286%
095577AV4	Blue Hills Bank	249,000.00	12/30/2014	CD	Financial	249,054.58	2.286%
12527CCM2	CFG Community Bank	249,000.00	11/14/2014	CD	Financial	249,112.22	2.286%
203478KP6	Community Bank & Trust	249,000.00	12/30/2014	CD	Financial	249,002.73	2.285%
225862BX8	CresCom Bank	249,000.00	12/17/2014	CD	Financial	249,020.47	2.285%
23422JAA8	Dakota Heritage Bank of North Dakota	249,000.00	12/10/2014	CD	Financial	249,030.02	2.286%
254671D66	Discover Bank	250,000.00	12/11/2014	CD	Financial	251,001.71	2.304%
29976DTV2	EverBank	249,000.00	12/12/2014	CD	Financial	249,085.27	2.286%
310347AG4	Farmers State Bank	249,000.00	12/17/2014	CD	Financial	249,020.47	2.285%
32016TAB7	First Farmers and Merchants Bank	250,000.00	12/16/2014	CD	Financial	250,023.29	2.296%
34415XAB1	Focus Business Bank	249,000.00	12/30/2014	CD	Financial	249,001.36	2.286%
38143A2X2	Goldman Sachs Bank USA	245,000.00	12/26/2014	CD	Financial	245,887.17	2.256%



A division of RBC Capital Markets, LLC, Member NYSE/FINRA/SIPC.

Security Type

RBCPWM-TMI Comm Delaware L.P.
(0496)

Base Currency: USD As of 10/31/2014

Return to Table of Contents

Dated: 11/03/2014

Identifier	Description	Base Current Units	Final Maturity	Security Type	Market Sector	Base Market Value + Accrued	% of Base Market Value + Accrued
49306SRU2	KeyBank National Association	245,000.00	11/24/2014	CD	Financial	245,280.88	2.251%
55275FHK7	Mbank	249,000.00	12/24/2014	CD	Financial	249,010.92	2.285%
58733AAW9	Mercantil Commercebank, National Association	129,000.00	11/20/2014	CD	Financial	129,064.50	1.185%
59774QDS8	Midland States Bank	245,000.00	11/24/2014	CD	Financial	245,025.47	2.249%
71270QFJ0	People's United Bank	232,000.00	11/13/2014	CD	Financial	232,152.55	2.131%
74531YAL2	Puget Sound Bank	250,000.00	11/25/2014	CD	Financial	250,004.11	2.294%
795450QH1	Sallie Mae Bank	249,000.00	11/07/2014	CD	Financial	249,918.20	2.294%
80280JBL4	Santander Bank, National Association	249,000.00	12/24/2014	CD	Financial	249,077.77	2.286%
843383AS9	Southern Bank	249,000.00	12/30/2014	CD	Financial	249,002.73	2.285%
85224LAE4	Square 1 Bank	249,000.00	11/28/2014	CD	Financial	249,003.07	2.285%
856284H56	State Bank of India	240,000.00	11/21/2014	CD	Financial	240,915.48	2.211%
92937CAV0	Wex Bank	245,000.00	11/28/2014	CD	Financial	245,376.29	2.252%
---	---	7,254,000.00	12/11/2014	CD	Financial	7,262,918.78	66.658%

MUNI

Identifier	Description	Base Current Units	Final Maturity	Security Type	Market Sector	Base Market Value + Accrued	% of Base Market Value + Accrued
38542MAP1	GRAND FORKS BLDG 1ST	170,000.00	12/01/2014	MUNI	Municipal	174,184.27	1.699%
64971CU85	NYC IDA-BRF/MPT-CAL	1,360,000.00	12/01/2014	MUNI	Municipal	1,412,169.75	12.961%
64971QQT3	NYC TRANSF FIN AUTH	600,000.00	11/01/2014	MUNI	Municipal	602,550.00	5.53%
---	---	2,120,000.00	11/23/2014	MUNI	Municipal	2,188,904.02	20.089%

MMFUND

Identifier	Description	Base Current Units	Final Maturity	Security Type	Market Sector	Base Market Value + Accrued	% of Base Market Value + Accrued
74926P688	US GOVT MONEY MKT-RBC IS 2	997,509.02	10/31/2014	MMFUND	Cash	997,509.02	9.155%
74926P688	US GOVT MONEY MKT-RBC IS 2	997,509.02	10/31/2014	MMFUND	Cash	997,509.02	9.165%

CASH

Identifier	Description	Base Current Units	Final Maturity	Security Type	Market Sector	Base Market Value + Accrued	% of Base Market Value + Accrued
CCYUSD	Cash	446,509.28	10/31/2014	CASH	Cash	446,509.28	4.098%
CCYUSD	Cash	446,509.28	10/31/2014	CASH	Cash	446,509.28	4.098%

Summary

Identifier	Description	Base Current Units	Final Maturity	Security Type	Market Sector	Base Market Value + Accrued	% of Base Market Value + Accrued
---	---	10,818,018.31	12/02/2014	---	---	10,895,841.09	100.00%

* Grouped By: Security Type. * Groups Sorted By: Base Market Value + Accrued. * Weighted By: Base Market Value + Accrued.



A Division of RBC Capital Markets, LLC, Member NYSE/FINRA/SIPC

Income Detail

RBCPWM-TMI Comm Delaware L.P.
(3496)

10/01/2014 - 10/31/2014

[Return to Table of Contents](#)

Dated: 11/03/2014

CASH

CUSIP	Description	Current Units	Coupon	Final Maturity	Eff Maturity	Net G/L	Amort/Accret	Income	Expense	BS Class	Fed Tax	State Tax
---	Cash	446,509.28	0.00	10/31/2014	10/31/2014	0.00	0.00	0.00	-2,194.87	Cash	Y	Y
---	Cash	446,509.28	0.00	10/31/2014	10/31/2014	0.00	0.00	0.00	-2,194.87	Cash	Y	Y

CD

CUSIP	Description	Current Units	Coupon	Final Maturity	Eff Maturity	Net G/L	Amort/Accret	Income	Expense	BS Class	Fed Tax	State Tax
71270QFJ0	People's United Bank	232,000.00	0.30	11/13/2014	11/13/2014	0.00	1.59	49.58	0.00	CE	Y	Y
92937CAV0	Wex Bank	245,000.00	0.35	11/28/2014	11/28/2014	0.00	-3.55	25.84	0.00	CE	Y	Y
23422JAA8	Dakota Heritage Bank of North Dakota	249,000.00	0.20	12/10/2014	12/10/2014	0.00	0.00	30.02	0.00	CE	Y	Y
03784JAN4	Apple Bank for Savings	0.00	0.05	10/10/2014	10/10/2014	0.00	0.00	3.07	0.00	CE	Y	Y
55275FHK7	Mbank	249,000.00	0.20	12/24/2014	12/24/2014	0.00	0.00	10.92	0.00	CE	Y	Y
95783PAB7	Western Alliance Bank	0.00	0.30	10/30/2014	10/30/2014	0.00	0.00	59.35	0.00	CE	Y	Y
07370WEE2	Beal Bank USA	250,000.00	0.50	12/24/2014	12/24/2014	0.00	-12.68	61.64	0.00	CE	Y	Y
74531YAL2	Puget Sound Bank	250,000.00	0.15	11/25/2014	11/25/2014	0.00	0.00	31.85	0.00	CE	Y	Y
254671D56	Discover Bank	250,000.00	0.45	12/11/2014	12/11/2014	0.00	0.00	55.48	0.00	CE	Y	Y
06426NVS8	Bank of China Limited	245,000.00	0.80	12/31/2014	12/31/2014	0.00	-33.02	59.07	0.00	CE	Y	Y
310347AG4	Farmers State Bank	249,000.00	0.20	12/17/2014	12/17/2014	0.00	0.00	42.29	0.00	ST	Y	Y
80280JBL4	Santander Bank, National Association	249,000.00	0.30	12/24/2014	12/24/2014	0.00	0.00	63.44	0.00	ST	Y	Y
59774QDS8	Midland States Bank	245,000.00	0.30	11/24/2014	11/24/2014	0.00	0.00	22.15	0.00	CE	Y	Y
02587DGV4	American Express Centurion Bank	95,000.00	1.55	11/17/2014	11/17/2014	0.00	-15.83	20.17	0.00	CE	Y	Y
02004M4W0	Ally Bank	100,000.00	1.75	11/12/2014	11/12/2014	0.00	-55.03	86.30	0.00	CE	Y	Y
49306SRU2	KeyBank National Association	245,000.00	0.25	11/24/2014	11/24/2014	0.00	3.96	18.46	0.00	CE	Y	Y
52168UCS9	Leader Bank, National Association	0.00	0.20	10/30/2014	10/30/2014	0.00	0.00	39.57	0.00	CE	Y	Y
025140AR5	American City Bank	249,000.00	0.20	12/09/2014	12/09/2014	0.00	0.00	6.83	0.00	CE	Y	Y
024263BT1	American Bank & Trust Company, Inc.	249,000.00	0.20	12/10/2014	12/10/2014	0.00	0.00	30.02	0.00	CE	Y	Y
80280JAW1	Santander Bank, National Association	0.00	0.25	10/02/2014	10/02/2014	0.00	0.00	1.27	0.00	CE	Y	Y
203478KP6	Community Bank & Trust	249,000.00	0.20	12/30/2014	12/30/2014	0.00	0.00	42.29	0.00	ST	Y	Y
85224LAE4	Square 1 Bank	249,000.00	0.15	11/28/2014	11/28/2014	0.00	0.00	3.07	0.00	CE	Y	Y
856284H56	State Bank of India	240,000.00	0.80	11/21/2014	11/21/2014	0.00	-34.06	57.86	0.00	CE	Y	Y
316777UH2	Fifth Third Bank	0.00	0.45	10/30/2014	10/30/2014	0.00	0.00	89.03	0.00	CE	Y	Y
75524KDR2	Citizens Bank, National Association	0.00	0.25	10/30/2014	10/30/2014	0.00	0.00	49.45	0.00	CE	Y	Y
509685EV1	Lake Forest Bank and Trust Company	0.00	0.20	10/01/2014	10/01/2014	0.00	0.00	0.00	0.00	CE	Y	Y
084601CN1	Berkshire Bank	249,000.00	0.20	01/30/2015	01/30/2015	0.00	0.00	42.30	0.00	ST	Y	Y
662326BW6	Wintrust Bank	0.00	0.20	10/01/2014	10/01/2014	0.00	0.00	-0.00	0.00	CE	Y	Y
662326BW6	Wintrust Bank	0.00	0.20	10/01/2014	10/01/2014	0.00	0.00	-0.00	0.00	CE	Y	Y
06062ANJ4	Bank of Baroda	249,000.00	0.30	11/28/2014	11/28/2014	0.00	0.00	10.23	0.00	CE	Y	Y
29976DTV2	EverBank	249,000.00	0.25	12/12/2014	12/12/2014	0.00	0.00	52.87	0.00	ST	Y	Y
795450QH1	Sallie Mae Bank	249,000.00	0.75	11/07/2014	11/07/2014	0.00	0.00	40.94	0.00	CE	Y	Y
12527CCM2	CFG Community Bank	249,000.00	0.35	11/14/2014	11/14/2014	0.00	0.00	42.98	0.00	CE	Y	Y
38143A2X2	Goldman Sachs Bank USA	245,000.00	0.70	12/26/2014	12/26/2014	0.00	-25.72	51.88	0.00	CE	Y	Y
32016TAB7	First Farmers and Merchants Bank	250,000.00	0.20	12/15/2014	12/15/2014	0.00	0.00	23.29	0.00	CE	Y	Y
32016SGT4	First Farmers Bank & Trust Co	0.00	0.25	10/09/2014	10/09/2014	0.00	0.00	13.64	0.00	CE	Y	Y
853117NB1	Standard Bank and Trust Company	0.00	0.35	10/31/2014	10/31/2014	0.00	-2.45	21.14	0.00	CE	Y	Y
34415XAB1	Focus Business Bank	249,000.00	0.10	12/30/2014	12/30/2014	0.00	0.00	1.36	0.00	CE	Y	Y
58733AAW9	Mercantile Commercebank, National Association	129,000.00	0.25	11/20/2014	11/20/2014	0.00	0.00	4.42	0.00	CE	Y	Y



A division of RBC Capital Markets, LLC, Member NYSE/FINRA/SIPC.

Income Detail

RBCPWM-TMI Comm Delaware L.P.
(0496)

10/01/2014 - 10/31/2014

[Return to Table of Contents](#)

Dated: 11/03/2014

CUSIP	Description	Current Units	Coupon	Final Maturity	Eff Maturity	Net G/L	Amort/Accret	Income	Expense	BS Class	Fed Tax	State Tax
06251AXA3	Bank Hapoalim B.M.	0.00	1.25	10/21/2014	10/21/2014	0.00	-59.52	59.46	0.00	CE	Y	Y
225862BX8	CresCom Bank	249,000.00	0.20	12/17/2014	12/17/2014	0.00	0.00	20.47	0.00	CE	Y	Y
952721AP1	Wheaton Bank and Trust Company	0.00	0.20	10/01/2014	10/01/2014	0.00	0.00	0.00	0.00	CE	Y	Y
95960SBP0	The Western State Bank	0.00	0.20	10/07/2014	10/07/2014	0.00	0.00	8.18	0.00	CE	Y	Y
095577AV4	Blue Hills Bank	249,000.00	0.25	12/30/2014	12/30/2014	0.00	0.00	52.87	0.00	ST	Y	Y
843383AS9	Southern Bank	249,000.00	0.20	12/30/2014	12/30/2014	0.00	0.00	42.29	0.00	ST	Y	Y
06426NMT6	Bank of China Limited	0.00	0.65	10/31/2014	10/31/2014	0.00	-28.00	56.99	0.00	CE	Y	Y
---	---	7,254,000.00	---	12/11/2014	12/11/2014	0.00	-264.37	1,504.14	0.00	---	Y	Y

MMFUND

CUSIP	Description	Current Units	Coupon	Final Maturity	Eff Maturity	Net G/L	Amort/Accret	Income	Expense	BS Class	Fed Tax	State Tax
74926P688	US GOVT MONEY MKT-RBC IS 2	997,509.02	0.01	10/31/2014	10/31/2014	0.00	0.00	36.65	0.00	CE	Y	Y
---	US GOVT MONEY MKT-RBC IS 2	997,509.02	0.01	10/31/2014	10/31/2014	0.00	0.00	36.65	0.00	CE	Y	Y

MUNI

CUSIP	Description	Current Units	Coupon	Final Maturity	Eff Maturity	Net G/L	Amort/Accret	Income	Expense	BS Class	Fed Tax	State Tax
64971QQT3	NYC TRANSL FIN AUTH	600,000.00	0.85	11/01/2014	11/01/2014	0.00	-246.00	340.00	0.00	CE	Y	N
64971CU85	NYC IDA-B-RF/IMPT-CAL	1,350,000.00	6.625	12/01/2014	12/01/2014	0.00	-2,349.00	2,235.94	0.00	CE	N	N
38542MAP1	GRAND FORKS BLDG 1ST	170,000.00	5.00	12/01/2014	12/01/2014	0.00	-392.70	401.39	0.00	CE	N	N
---	---	2,120,000.00	---	11/23/2014	11/23/2014	0.00	-2,987.70	2,977.33	0.00	CE	---	N

Summary

CUSIP	Description	Current Units	Coupon	Final Maturity	Eff Maturity	Net G/L	Amort/Accret	Income	Expense	BS Class	Fed Tax	State Tax
---	---	10,818,018.31	---	12/02/2014	12/02/2014	0.00	-3,252.07	4,518.11	-2,194.87	---	---	---

* Grouped By: Security Type. * Groups Sorted By: Security Type. * Weighted By: Market Value + Accrued. * Holdings Displayed By: Lot.

A Division of RBC Capital Markets, LLC, Member NYSE/FINRA/SIPC

Trading Activity

RBCPWM-TMI Comm Delaware L.P.
(0496)

10/01/2014 - 10/31/2014

Return to Table of Contents

Dated: 11/03/2014

* Does not Lock Down.

Buy

Trade Date	Settle Date	Transaction Type	Cusip	Current Units	Description	Coupon Rate	Final Maturity	Price	Original Cost	Accrued Interest	Realized G/L	Amount	State Tax	Fed Tax
10/01/2014	10/17/2014	Buy	225862BX8	249,000.00	CresCom Bank	0.20	12/17/2014	100.00	249,000.00	0.00	0.00	-249,000.00	Y	Y
10/01/2014	10/01/2014	Buy	74926P688	908,905.47	US GOVT MONEY MKT-RBC IS 2	0.01	10/31/2014	1.00	908,905.47	0.00	0.00	-908,905.47	Y	Y
10/01/2014	10/06/2014	Buy	71270QFJ0	232,000.00	People's United Bank	0.30	11/13/2014	99.999	231,997.68	102.97	0.00	-232,100.65	Y	Y
10/01/2014	10/10/2014	Buy	23422JAA8	249,000.00	Dakota Heritage Bank of North Dakota	0.20	12/10/2014	100.00	249,000.00	0.00	0.00	-249,000.00	Y	Y
10/01/2014	10/10/2014	Buy	024263BT1	249,000.00	American Bank & Trust Company, Inc.	0.20	12/10/2014	100.00	249,000.00	0.00	0.00	-249,000.00	Y	Y
10/02/2014	10/02/2014	Buy	74926P688	1,304,193.03	US GOVT MONEY MKT-RBC IS 2	0.01	10/31/2014	1.00	1,304,193.03	0.00	0.00	-1,304,193.03	Y	Y
10/02/2014	10/07/2014	Buy	64971QQT3	600,000.00	NYC TRANS FIN AUTH	0.85	11/01/2014	100.041	600,246.00	2,210.00	0.00	-602,456.00	N	Y
10/03/2014	10/03/2014	Buy	74926P688	683,115.95	US GOVT MONEY MKT-RBC IS 2	0.01	10/31/2014	1.00	683,115.95	0.00	0.00	-683,115.95	Y	Y
10/07/2014	10/14/2014	Buy	06426NMT6	200,000.00	Bank of China Limited	0.65	10/31/2014	100.014	200,028.00	594.79	0.00	-200,622.79	Y	Y
10/07/2014	10/14/2014	Buy	07370WEE2	250,000.00	Beal Bank USA	0.50	12/24/2014	100.02	250,050.00	1,000.00	0.00	-251,050.00	Y	Y
10/07/2014	10/14/2014	Buy	254671D56	250,000.00	Discover Bank	0.45	12/11/2014	100.00	250,000.00	946.23	0.00	-250,946.23	Y	Y
10/07/2014	10/14/2014	Buy	06251AXA3	248,000.00	Bank Hapoalim B.M.	1.25	10/21/2014	100.024	248,059.52	1,494.79	0.00	-249,554.31	Y	Y
10/07/2014	10/14/2014	Buy	12527CCM2	249,000.00	CFG Community Bank	0.35	11/14/2014	100.00	249,000.00	69.24	0.00	-249,069.24	Y	Y
10/08/2014	10/08/2014	Buy	74926P688	249,125.52	US GOVT MONEY MKT-RBC IS 2	0.01	10/31/2014	1.00	249,125.52	0.00	0.00	-249,125.52	Y	Y
10/08/2014	10/15/2014	Buy	32016TAB7	250,000.00	First Farmers and Merchants Bank	0.20	12/15/2014	100.00	250,000.00	0.00	0.00	-250,000.00	Y	Y
10/10/2014	10/30/2014	Buy	34415XAB1	249,000.00	Focus Business Bank	0.10	12/30/2014	100.00	249,000.00	0.00	0.00	-249,000.00	Y	Y
10/14/2014	10/14/2014	Buy	38542MAP1	170,000.00	GRAND FORKS BLDG 1ST	5.00	12/01/2014	100.616	171,047.20	3,140.28	0.00	-174,187.48	N	N
10/14/2014	10/14/2014	Buy	02004M4W0	100,000.00	Ally Bank	1.75	11/12/2014	100.089	100,088.74	743.15	0.00	-100,831.89	Y	Y
10/16/2014	10/24/2014	Buy	55275FHK7	249,000.00	Mbank	0.20	12/24/2014	100.00	249,000.00	0.00	0.00	-249,000.00	Y	Y
10/17/2014	10/21/2014	Buy	38143A2X2	245,000.00	Goldman Sachs Bank USA	0.70	12/26/2014	100.063	245,154.35	549.74	0.00	-245,704.09	Y	Y
10/17/2014	10/21/2014	Buy	856284H56	240,000.00	State Bank of India	0.80	11/21/2014	100.04	240,096.00	804.82	0.00	-240,900.82	Y	Y
10/17/2014	10/21/2014	Buy	92937CAV0	245,000.00	Wex Bank	0.35	11/28/2014	100.005	245,012.25	304.65	0.00	-245,352.90	Y	Y
10/17/2014	10/21/2014	Buy	49306SRU2	245,000.00	KeyBank National Association	0.25	11/24/2014	99.995	244,987.75	255.07	0.00	-245,242.82	Y	Y
10/17/2014	10/21/2014	Buy	06426NVS8	245,000.00	Bank of China Limited	0.80	12/31/2014	100.087	245,213.15	601.42	0.00	-245,814.57	Y	Y
10/17/2014	10/21/2014	Buy	59774QDS8	245,000.00	Midland States Bank	0.30	11/24/2014	100.00	245,000.00	56.38	0.00	-245,056.38	Y	Y
10/20/2014	10/20/2014	Buy	74926P688	40.93	US GOVT MONEY MKT-RBC IS 2	0.01	10/31/2014	1.00	40.93	0.00	0.00	-40.93	Y	Y
10/20/2014	10/22/2014	Buy	853117NB1	245,000.00	Standard Bank and Trust Company	0.35	10/31/2014	100.001	245,002.45	836.36	0.00	-245,838.81	Y	Y
10/21/2014	10/24/2014	Buy	796450QH1	249,000.00	Sallie Mae Bank	0.75	11/07/2014	100.00	249,000.00	869.79	0.00	-249,869.79	Y	Y
10/21/2014	10/22/2014	Buy	64971CU85	1,350,000.00	NYC IDA-B-RF/IMPT-CAL	6.625	12/01/2014	103.696	1,399,696.00	12,670.31	0.00	-1,412,566.31	N	N
10/22/2014	10/29/2014	Buy	65224LAE4	249,000.00	Square 1 Bank	0.15	11/26/2014	100.00	249,000.00	0.00	0.00	-249,000.00	Y	Y
10/22/2014	10/27/2014	Buy	02687DGV4	95,000.00	American Express Centurion Bank	1.55	11/17/2014	100.07	95,066.50	657.58	0.00	-95,724.08	Y	Y
10/24/2014	10/27/2014	Buy	58733AAV9	129,000.00	Mercantile Commercebank, National Association	0.25	11/20/2014	100.00	129,000.00	50.08	0.00	-129,060.08	Y	Y
10/24/2014	10/27/2014	Buy	06062ANJ4	249,000.00	Bank of Baroda	0.30	11/28/2014	100.00	249,000.00	306.99	0.00	-249,306.99	Y	Y
10/24/2014	10/27/2014	Buy	025140AR5	249,000.00	American City Bank	0.20	12/09/2014	100.00	249,000.00	191.01	0.00	-249,191.01	Y	Y
10/31/2014	10/31/2014	Buy	74926P688	36.65	US GOVT MONEY MKT-RBC IS 2	0.01	10/31/2014	1.00	36.65	0.00	0.00	-36.65	Y	Y
10/31/2014	10/31/2014	Buy	74926P688	997,355.85	US GOVT MONEY MKT-RBC IS 2	0.01	10/31/2014	1.00	997,355.85	0.00	0.00	-997,355.85	Y	Y
---	---	Buy	---	12,216,773.40	---	---	---	---	12,268,718.99	28,501.65	0.00	-12,297,220.64	---	---

Sell

Trade Date	Settle Date	Transaction Type	Cusip	Current Units	Description	Coupon Rate	Final Maturity	Price	Original Cost	Accrued Interest	Realized G/L	Amount	State Tax	Fed Tax
10/06/2014	10/06/2014	Sell	74926P688	-232,100.65	US GOVT MONEY MKT-RBC IS 2	0.01	10/31/2014	1.00	-232,100.65	0.00	0.00	232,100.65	Y	Y

A Division of RBC Capital Markets, LLC, Member NYSE/FINRA/SIPC

Trading Activity

RBCPWM-TMI Comm Delaware L.P.
(0496)

Dated: 11/03/2014

10/01/2014 - 10/31/2014

Return to Table of Contents

Trade Date	Settle Date	Transaction Type	Cusip	Current Units	Description	Coupon Rate	Final Maturity	Price	Original Cost	Accrued Interest	Realized G/L	Amount	State Tax	Fed Tax
10/07/2014	10/07/2014	Sell	74926P688	-602,456.00	US GOVT MONEY MKT-RBC IS 2	0.01	10/31/2014	1.00	-602,456.00	0.00	0.00	602,456.00	Y	Y
10/10/2014	10/10/2014	Sell	74926P688	-248,843.10	US GOVT MONEY MKT-RBC IS 2	0.01	10/31/2014	1.00	-248,843.10	0.00	0.00	248,843.10	Y	Y
10/14/2014	10/14/2014	Sell	74926P688	-952,232.34	US GOVT MONEY MKT-RBC IS 2	0.01	10/31/2014	1.00	-952,232.34	0.00	0.00	952,232.34	Y	Y
10/14/2014	10/14/2014	Sell	74926P688	-275,019.37	US GOVT MONEY MKT-RBC IS 2	0.01	10/31/2014	1.00	-275,019.37	0.00	0.00	275,019.37	Y	Y
10/15/2014	10/15/2014	Sell	74926P688	-2,194.87	US GOVT MONEY MKT-RBC IS 2	0.01	10/31/2014	1.00	-2,194.87	0.00	0.00	2,194.87	Y	Y
10/15/2014	10/15/2014	Sell	74926P688	-250,000.00	US GOVT MONEY MKT-RBC IS 2	0.01	10/31/2014	1.00	-250,000.00	0.00	0.00	250,000.00	Y	Y
10/17/2014	10/17/2014	Sell	74926P688	-249,000.00	US GOVT MONEY MKT-RBC IS 2	0.01	10/31/2014	1.00	-249,000.00	0.00	0.00	249,000.00	Y	Y
10/21/2014	10/21/2014	Sell	74926P688	-1,468,071.58	US GOVT MONEY MKT-RBC IS 2	0.01	10/31/2014	1.00	-1,468,071.58	0.00	0.00	1,468,071.58	Y	Y
10/22/2014	10/22/2014	Sell	74926P688	-1,408,850.87	US GOVT MONEY MKT-RBC IS 2	0.01	10/31/2014	1.00	-1,408,850.87	0.00	0.00	1,408,850.87	Y	Y
10/24/2014	10/24/2014	Sell	74926P688	-498,809.38	US GOVT MONEY MKT-RBC IS 2	0.01	10/31/2014	1.00	-498,809.38	0.00	0.00	498,809.38	Y	Y
10/27/2014	10/27/2014	Sell	74926P688	-723,282.16	US GOVT MONEY MKT-RBC IS 2	0.01	10/31/2014	1.00	-723,282.16	0.00	0.00	723,282.16	Y	Y
10/29/2014	10/29/2014	Sell	74926P688	-248,969.18	US GOVT MONEY MKT-RBC IS 2	0.01	10/31/2014	1.00	-248,969.18	0.00	0.00	248,969.18	Y	Y
10/30/2014	10/30/2014	Sell	74926P688	-249,000.00	US GOVT MONEY MKT-RBC IS 2	0.01	10/31/2014	1.00	-249,000.00	0.00	0.00	249,000.00	Y	Y
---	---	Sell	74926P688	-7,408,829.50	US GOVT MONEY MKT-RBC IS 2	0.01	10/31/2014	1.00	-7,408,829.50	0.00	0.00	7,408,829.50	Y	Y

Maturity

Trade Date	Settle Date	Transaction Type	Cusip	Current Units	Description	Coupon Rate	Final Maturity	Price	Original Cost	Accrued Interest	Realized G/L	Amount	State Tax	Fed Tax
10/01/2014	10/01/2014	Maturity	64966H483	-825,000.00	NYC-TAXABLE-C	2.23	10/01/2014	100.00	-825,693.00	0.00	0.00	825,000.00	N	Y
10/01/2014	10/01/2014	Maturity	962721AP1	-220,000.00	Wheaton Bank and Trust Company	0.20	10/01/2014	100.00	-220,000.00	0.00	0.00	220,000.00	Y	Y
10/01/2014	10/01/2014	Maturity	509665EV1	-249,000.00	Lake Forest Bank and Trust Company	0.20	10/01/2014	100.00	-249,000.00	0.00	0.00	249,000.00	Y	Y
10/01/2014	10/01/2014	Maturity	662326BW6	-249,000.00	Wintrust Bank	0.20	10/01/2014	100.00	-249,000.00	0.00	0.00	249,000.00	Y	Y
10/01/2014	10/01/2014	Maturity	662326BW6	-250,000.00	Wintrust Bank	0.20	10/01/2014	100.00	-250,000.00	0.00	0.00	250,000.00	Y	Y
10/02/2014	10/02/2014	Maturity	80280JAW1	-184,000.00	Santander Bank, National Association	0.25	10/02/2014	100.00	-184,000.00	0.00	0.00	184,000.00	Y	Y
10/07/2014	10/07/2014	Maturity	95960SBP0	-249,000.00	The Western State Bank	0.20	10/07/2014	100.00	-249,000.00	0.00	0.00	249,000.00	Y	Y
10/09/2014	10/09/2014	Maturity	320165GT4	-249,000.00	First Farmers Bank & Trust Co.	0.25	10/09/2014	100.00	-249,000.00	0.00	0.00	249,000.00	Y	Y
10/10/2014	10/10/2014	Maturity	03784JAN4	-249,000.00	Apple Bank for Savings	0.05	10/10/2014	100.00	-249,000.00	0.00	0.00	249,000.00	Y	Y
10/21/2014	10/21/2014	Maturity	06251AXA3	-248,000.00	Bank Hapoalim B.M.	1.25	10/21/2014	100.00	-248,059.62	0.00	0.00	248,000.00	Y	Y
10/30/2014	10/30/2014	Maturity	75524KDR2	-249,000.00	Citizens Bank, National Association	0.25	10/30/2014	100.00	-249,000.00	0.00	0.00	249,000.00	Y	Y
10/30/2014	10/30/2014	Maturity	52168UCS9	-249,000.00	Leader Bank, National Association	0.20	10/30/2014	100.00	-249,000.00	0.00	0.00	249,000.00	Y	Y
10/30/2014	10/30/2014	Maturity	316777UH2	-249,000.00	Fifth Third Bank	0.45	10/30/2014	100.00	-249,000.00	0.00	0.00	249,000.00	Y	Y
10/30/2014	10/30/2014	Maturity	95763PAB7	-249,000.00	Western Alliance Bank	0.30	10/30/2014	100.00	-249,000.00	0.00	0.00	249,000.00	Y	Y
10/31/2014	10/31/2014	Maturity	853117NB1	-245,000.00	Standard Bank and Trust Company	0.35	10/31/2014	100.00	-245,002.45	0.00	0.00	245,000.00	Y	Y
10/31/2014	10/31/2014	Maturity	06426NMT6	-200,000.00	Bank of China Limited	0.65	10/31/2014	100.00	-200,028.00	0.00	0.00	200,000.00	Y	Y
---	---	Maturity	---	-4,413,000.00	---	---	---	100.00	-4,413,782.97	0.00	0.00	4,413,000.00	---	Y

Summary

Trade Date	Settle Date	Transaction Type	Cusip	Current Units	Description	Coupon Rate	Final Maturity	Price	Original Cost	Accrued Interest	Realized G/L	Amount	State Tax	Fed Tax
---	---	---	---	394,943.90	---	---	---	---	446,106.62	28,501.65	0.00	-475,391.14	---	---

* Grouped By: Transaction Type. * Groups Sorted By: Transaction Type.

* The Transaction Detail/Trading Activity reports provide our most up-to-date transactional details. As such, these reports are subject to change even after the other reports on the website have been locked down. While these reports can be useful tools in understanding recent activity, due to their dynamic nature we do not recommend using them for booking journal entries or reconciliation.



Affiliation of RBC Capital Markets, LLC, Member NYSE/FINRA/SIPC.

Transaction Detail

RBCPWM-TMI Comm Delaware L.P.
(0496)

10/01/2014 - 10/31/2014

Return to Table of Contents

Dated: 11/03/2014

* Does not Lock Down.

Transaction Type	Trade Date	Settle Date	CUSIP	Original Units	Description	Final Maturity	Current Units	Coupon Rate	Price	Amount	Accr Int	Realized G/L
Buy	10/01/2014	10/17/2014	225862BX8	249,000.00	CresCom Bank	12/17/2014	249,000.00	0.20	100.00	-249,000.00	0.00	0.00
Buy	10/01/2014	10/01/2014	74926P688	908,905.47	US GOVT MONEY MKT-RBC IS 2	10/31/2014	908,905.47	0.01	1.00	-908,905.47	0.00	0.00
Coupon	10/01/2014	10/01/2014	64966H4B3	0.00	NYC-TAXABLE-C	10/01/2014	0.00	2.23	---	9,198.75	0.00	0.00
Maturity	10/01/2014	10/01/2014	64966H4B3	-825,000.00	NYC-TAXABLE-C	10/01/2014	-825,000.00	2.23	100.00	825,000.00	0.00	0.00
Coupon	10/01/2014	10/01/2014	962721AP1	0.00	Wheaton Bank and Trust Company	10/01/2014	0.00	0.20	---	227.84	0.00	0.00
Maturity	10/01/2014	10/01/2014	962721AP1	-220,000.00	Wheaton Bank and Trust Company	10/01/2014	-220,000.00	0.20	100.00	220,000.00	0.00	0.00
Buy	10/01/2014	10/06/2014	71270QFJ0	232,000.00	People's United Bank	11/13/2014	232,000.00	0.30	99.999	-232,100.65	102.97	0.00
Coupon	10/01/2014	10/01/2014	509685EV1	0.00	Lake Forest Bank and Trust Company	10/01/2014	0.00	0.20	---	255.14	0.00	0.00
Maturity	10/01/2014	10/01/2014	509685EV1	-249,000.00	Lake Forest Bank and Trust Company	10/01/2014	-249,000.00	0.20	100.00	249,000.00	0.00	0.00
Buy	10/01/2014	10/10/2014	23422JAA8	249,000.00	Dakota Heritage Bank of North Dakota	12/10/2014	249,000.00	0.20	100.00	-249,000.00	0.00	0.00
Buy	10/01/2014	10/10/2014	024263BT1	249,000.00	American Bank & Trust Company, Inc.	12/10/2014	249,000.00	0.20	100.00	-249,000.00	0.00	0.00
Maturity	10/01/2014	10/01/2014	662326BW6	-249,000.00	Wintrust Bank	10/01/2014	-249,000.00	0.20	100.00	249,000.00	0.00	0.00
Coupon	10/01/2014	10/01/2014	662326BW6	0.00	Wintrust Bank	10/01/2014	0.00	0.20	---	511.30	0.00	0.00
Maturity	10/01/2014	10/01/2014	662326BW6	-250,000.00	Wintrust Bank	10/01/2014	-250,000.00	0.20	100.00	250,000.00	0.00	0.00
Buy	10/02/2014	10/02/2014	74926P688	1,304,193.03	US GOVT MONEY MKT-RBC IS 2	10/31/2014	1,304,193.03	0.01	1.00	-1,304,193.03	0.00	0.00
Buy	10/02/2014	10/07/2014	64971QQT3	600,000.00	NYC TRANSF FIN AUTH	11/01/2014	600,000.00	0.85	100.041	-602,456.00	2,210.00	0.00
Coupon	10/02/2014	10/02/2014	80280JAW1	0.00	Santander Bank, National Association	10/02/2014	0.00	0.25	---	115.95	0.00	0.00
Maturity	10/02/2014	10/02/2014	80280JAW1	-184,000.00	Santander Bank, National Association	10/02/2014	-184,000.00	0.25	100.00	184,000.00	0.00	0.00
Buy	10/03/2014	10/03/2014	74926P688	683,115.95	US GOVT MONEY MKT-RBC IS 2	10/31/2014	683,115.95	0.01	1.00	-683,115.95	0.00	0.00
Sell	10/06/2014	10/06/2014	74926P688	-232,100.65	US GOVT MONEY MKT-RBC IS 2	10/31/2014	-232,100.65	0.01	1.00	232,100.65	0.00	0.00
Sell	10/07/2014	10/07/2014	74926P688	-602,456.00	US GOVT MONEY MKT-RBC IS 2	10/31/2014	-602,456.00	0.01	1.00	602,456.00	0.00	0.00
Buy	10/07/2014	10/14/2014	08426NMT6	200,000.00	Bank of China Limited	10/31/2014	200,000.00	0.65	100.014	-200,622.79	594.79	0.00
Buy	10/07/2014	10/14/2014	0730WEE2	250,000.00	Beal Bank USA	12/24/2014	250,000.00	0.50	100.02	-251,050.00	1,000.00	0.00
Buy	10/07/2014	10/14/2014	254671D56	250,000.00	Discover Bank	12/11/2014	250,000.00	0.45	100.00	-250,948.23	946.23	0.00
Buy	10/07/2014	10/14/2014	06251AXA3	248,000.00	Bank Hapoalim B.M.	10/21/2014	248,000.00	1.25	100.024	-249,554.31	1,494.79	0.00
Buy	10/07/2014	10/14/2014	12527CCM2	249,000.00	CFG Community Bank	11/14/2014	249,000.00	0.35	100.00	-249,069.24	69.24	0.00
Maturity	10/07/2014	10/07/2014	95960SBP0	-249,000.00	The Western State Bank	10/07/2014	-249,000.00	0.20	100.00	249,000.00	0.00	0.00
Coupon	10/07/2014	10/07/2014	95960SBP0	0.00	The Western State Bank	10/07/2014	0.00	0.20	---	125.52	0.00	0.00
Buy	10/08/2014	10/08/2014	74926P688	249,125.52	US GOVT MONEY MKT-RBC IS 2	10/31/2014	249,125.52	0.01	1.00	-249,125.52	0.00	0.00
Buy	10/08/2014	10/15/2014	32016TAB7	250,000.00	First Farmers and Merchants Bank	12/15/2014	250,000.00	0.20	100.00	-250,000.00	0.00	0.00
Coupon	10/09/2014	10/09/2014	320165GT4	0.00	First Farmers Bank & Trust Co.	10/09/2014	0.00	0.25	---	158.90	0.00	0.00
Maturity	10/09/2014	10/09/2014	320165GT4	-249,000.00	First Farmers Bank & Trust Co.	10/09/2014	-249,000.00	0.25	100.00	249,000.00	0.00	0.00
Sell	10/10/2014	10/10/2014	74926P688	-248,843.10	US GOVT MONEY MKT-RBC IS 2	10/31/2014	-248,843.10	0.01	1.00	248,843.10	0.00	0.00
Coupon	10/10/2014	10/10/2014	03784JAN4	0.00	Apple Bank for Savings	10/10/2014	0.00	0.05	---	10.23	0.00	0.00
Maturity	10/10/2014	10/10/2014	03784JAN4	-249,000.00	Apple Bank for Savings	10/10/2014	-249,000.00	0.05	100.00	249,000.00	0.00	0.00
Buy	10/10/2014	10/30/2014	34415XAB1	249,000.00	Focus Business Bank	12/30/2014	249,000.00	0.10	100.00	-249,000.00	0.00	0.00
Sell	10/14/2014	10/14/2014	74926P688	-952,232.34	US GOVT MONEY MKT-RBC IS 2	10/31/2014	-952,232.34	0.01	1.00	952,232.34	0.00	0.00
Sell	10/14/2014	10/14/2014	74926P688	-275,019.37	US GOVT MONEY MKT-RBC IS 2	10/31/2014	-275,019.37	0.01	1.00	275,019.37	0.00	0.00
Buy	10/14/2014	10/14/2014	38542MAP1	170,000.00	GRAND FORKS BLDG 1ST	12/01/2014	170,000.00	5.00	100.616	-174,187.48	3,140.28	0.00
Buy	10/14/2014	10/14/2014	02004M4V0	100,000.00	Ally Bank	11/12/2014	100,000.00	1.75	100.089	-100,831.89	743.15	0.00
Sell	10/15/2014	10/15/2014	74926P688	-2,194.87	US GOVT MONEY MKT-RBC IS 2	10/31/2014	-2,194.87	0.01	1.00	2,194.87	0.00	0.00
Sell	10/15/2014	10/15/2014	74926P688	-250,000.00	US GOVT MONEY MKT-RBC IS 2	10/31/2014	-250,000.00	0.01	1.00	250,000.00	0.00	0.00
Management Fee	10/15/2014	10/15/2014	---	0.00	US Dollar	10/31/2014	0.00	0.00	---	-2,194.87	0.00	0.00
Buy	10/16/2014	10/24/2014	55275FHK7	249,000.00	Mbank	12/24/2014	249,000.00	0.20	100.00	-249,000.00	0.00	0.00
Sell	10/17/2014	10/17/2014	74926P688	-249,000.00	US GOVT MONEY MKT-RBC IS 2	10/31/2014	-249,000.00	0.01	1.00	249,000.00	0.00	0.00
Buy	10/17/2014	10/21/2014	38143A2X2	245,000.00	Goldman Sachs Bank USA	12/26/2014	245,000.00	0.70	100.063	-245,704.09	549.74	0.00



Affiliation of RBC Capital Markets, LLC, Member NYSE/FINRA/SIPC.

Transaction Detail

RBCPWM-TMI Comm Delaware L.P.
(0496)

10/01/2014 - 10/31/2014

[Return to Table of Contents](#)

Dated: 11/03/2014

Transaction Type	Trade Date	Settle Date	CUSIP	Original Units	Description	Final Maturity	Current Units	Coupon Rate	Price	Amount	Accr Int	Realized G/L
Buy	10/17/2014	10/21/2014	856284H56	240,000.00	State Bank of India	11/21/2014	240,000.00	0.80	100.04	-240,900.82	804.82	0.00
Buy	10/17/2014	10/21/2014	92937CAV0	245,000.00	Wex Bank	11/28/2014	245,000.00	0.35	100.005	-245,352.90	340.65	0.00
Buy	10/17/2014	10/21/2014	49306SRU2	245,000.00	KeyBank National Association	11/24/2014	245,000.00	0.25	99.995	-245,242.82	255.07	0.00
Buy	10/17/2014	10/21/2014	06426NVS8	245,000.00	Bank of China Limited	12/31/2014	245,000.00	0.80	100.087	-245,814.57	601.42	0.00
Coupon	10/17/2014	10/17/2014	310347AG4	0.00	Farmers State Bank	12/17/2014	0.00	0.20	---	40.93	0.00	0.00
Buy	10/17/2014	10/21/2014	59774QDS8	245,000.00	Midland States Bank	11/24/2014	245,000.00	0.30	100.00	-245,056.38	56.38	0.00
Buy	10/20/2014	10/20/2014	74926P688	40.93	US GOVT MONEY MKT-RBC IS 2	10/31/2014	40.93	0.01	1.00	-40.93	0.00	0.00
Buy	10/20/2014	10/22/2014	853117NB1	245,000.00	Standard Bank and Trust Company	10/31/2014	245,000.00	0.35	100.001	-245,838.81	836.36	0.00
Sell	10/21/2014	10/21/2014	74926P688	-1,468,071.58	US GOVT MONEY MKT-RBC IS 2	10/31/2014	-1,468,071.58	0.01	1.00	1,468,071.58	0.00	0.00
Buy	10/21/2014	10/24/2014	795450QH1	249,000.00	Sallie Mae Bank	11/07/2014	249,000.00	0.75	100.00	-249,869.79	869.79	0.00
Coupon	10/21/2014	10/21/2014	06251AXA3	0.00	Bank Hapoalim B.M.	10/21/2014	0.00	1.25	---	1,554.25	0.00	0.00
Maturity	10/21/2014	10/21/2014	06251AXA3	-248,000.00	Bank Hapoalim B.M.	10/21/2014	-248,000.00	1.25	100.00	248,000.00	0.00	0.00
Buy	10/21/2014	10/22/2014	64971CU85	1,350,000.00	NYC IDA-B-RF/IMPT-CAL	12/01/2014	1,350,000.00	6.625	103.696	-1,412,566.31	12,670.31	0.00
Sell	10/22/2014	10/22/2014	74926P688	-1,408,850.87	US GOVT MONEY MKT-RBC IS 2	10/31/2014	-1,408,850.87	0.01	1.00	1,408,850.87	0.00	0.00
Buy	10/22/2014	10/29/2014	85224LAE4	249,000.00	Square 1 Bank	11/28/2014	249,000.00	0.15	100.00	-249,000.00	0.00	0.00
Buy	10/22/2014	10/27/2014	02587DGV4	95,000.00	American Express Centurion Bank	11/17/2014	95,000.00	1.55	100.07	-95,724.08	657.58	0.00
Coupon	10/23/2014	10/23/2014	59774QDS8	0.00	Midland States Bank	11/24/2014	0.00	0.30	---	60.41	0.00	0.00
Sell	10/24/2014	10/24/2014	74926P688	-498,809.38	US GOVT MONEY MKT-RBC IS 2	10/31/2014	-498,809.38	0.01	1.00	498,809.38	0.00	0.00
Buy	10/24/2014	10/27/2014	58733AAW9	129,000.00	Mercantile Commercebank, National Association	11/20/2014	129,000.00	0.25	100.00	-129,060.08	60.08	0.00
Buy	10/24/2014	10/27/2014	06062ANJ4	249,000.00	Bank of Baroda	11/28/2014	249,000.00	0.30	100.00	-249,306.99	306.99	0.00
Buy	10/24/2014	10/27/2014	025140AR5	249,000.00	American City Bank	12/09/2014	249,000.00	0.20	100.00	-249,191.01	191.01	0.00
Sell	10/27/2014	10/27/2014	74926P688	-723,282.16	US GOVT MONEY MKT-RBC IS 2	10/31/2014	-723,282.16	0.01	1.00	723,282.16	0.00	0.00
Coupon	10/28/2014	10/28/2014	74531YAL2	0.00	Puget Sound Bank	11/25/2014	0.00	0.15	---	30.82	0.00	0.00
Sell	10/29/2014	10/29/2014	74926P688	-248,969.18	US GOVT MONEY MKT-RBC IS 2	10/31/2014	-248,969.18	0.01	1.00	248,969.18	0.00	0.00
Maturity	10/30/2014	10/30/2014	75524KDR2	-249,000.00	Citizens Bank, National Association	10/30/2014	-249,000.00	0.25	100.00	249,000.00	0.00	0.00
Coupon	10/30/2014	10/30/2014	75524KDR2	0.00	Citizens Bank, National Association	10/30/2014	0.00	0.25	---	51.16	0.00	0.00
Coupon	10/30/2014	10/30/2014	843383AS9	0.00	Southern Bank	12/30/2014	0.00	0.20	---	40.93	0.00	0.00
Coupon	10/30/2014	10/30/2014	62168UCS9	0.00	Leader Bank, National Association	10/30/2014	0.00	0.20	---	40.93	0.00	0.00
Maturity	10/30/2014	10/30/2014	52168UCS9	-249,000.00	Leader Bank, National Association	10/30/2014	-249,000.00	0.20	100.00	249,000.00	0.00	0.00
Coupon	10/30/2014	10/30/2014	203478KP6	0.00	Community Bank & Trust	12/30/2014	0.00	0.20	---	40.93	0.00	0.00
Sell	10/30/2014	10/30/2014	74926P688	-249,000.00	US GOVT MONEY MKT-RBC IS 2	10/31/2014	-249,000.00	0.01	1.00	249,000.00	0.00	0.00
Coupon	10/30/2014	10/30/2014	316777UH2	0.00	Fifth Third Bank	10/30/2014	0.00	0.45	---	1,120.50	0.00	0.00
Maturity	10/30/2014	10/30/2014	316777UH2	-249,000.00	Fifth Third Bank	10/30/2014	-249,000.00	0.45	100.00	249,000.00	0.00	0.00
Maturity	10/30/2014	10/30/2014	95763PAB7	-249,000.00	Western Alliance Bank	10/30/2014	-249,000.00	0.30	100.00	249,000.00	0.00	0.00
Coupon	10/30/2014	10/30/2014	95763PAB7	0.00	Western Alliance Bank	10/30/2014	0.00	0.30	---	61.40	0.00	0.00
Maturity	10/31/2014	10/31/2014	853117NB1	-245,000.00	Standard Bank and Trust Company	10/31/2014	-245,000.00	0.35	100.00	245,000.00	0.00	0.00
Coupon	10/31/2014	10/31/2014	853117NB1	0.00	Standard Bank and Trust Company	10/31/2014	0.00	0.35	---	857.50	0.00	0.00
Maturity	10/31/2014	10/31/2014	06426NMT6	-200,000.00	Bank of China Limited	10/31/2014	-200,000.00	0.65	100.00	200,000.00	0.00	0.00
Coupon	10/31/2014	10/31/2014	06426NMT6	0.00	Bank of China Limited	10/31/2014	0.00	0.65	---	651.78	0.00	0.00
Buy	10/31/2014	10/31/2014	74926P688	36.65	US GOVT MONEY MKT-RBC IS 2	10/31/2014	36.65	0.01	1.00	-36.65	0.00	0.00
Buy	10/31/2014	10/31/2014	74926P688	997,355.85	US GOVT MONEY MKT-RBC IS 2	10/31/2014	997,355.85	0.01	1.00	-997,355.85	0.00	0.00
Money Market Funds	10/31/2014	10/31/2014	74926P688	0.00	US GOVT MONEY MKT-RBC IS 2	10/31/2014	0.00	0.01	---	36.65	0.00	0.00
---	---	---	---	394,943.90	---	---	394,943.90	---	---	-462,396.19	28,501.65	0.00



A division of RBC Capital Markets, LLC, Member NYSE/FINRA/SIPC.

Transaction Detail

RBCPWM-TMI Comm Delaware L.P.
(0496)

10/01/2014 - 10/31/2014

[Return to Table of Contents](#)

Dated: 11/03/2014

* The Transaction Detail/Trading Activity reports provide our most up-to-date transactional details. As such, these reports are subject to change even after the other reports on the website have been locked down. While these reports can be useful tools in understanding recent activity, due to their dynamic nature we do not recommend using them for booking journal entries or reconciliation.



A Division of RBC Capital Markets, LLC, Member NYSE/FINRA/SIPC.

Disclaimer

As of 10/31/2014

[Return to Table of Contents](#)

Dated: 11/03/2014

This report is provided to you by Clearwater Analytics as a service enabling you to review specific details of your RBC Wealth Management account on a periodic basis. However, it is not to be considered as the official or definitive statement of your account. Assets held on the books and records of companies other than RBC WM may appear on your Clearwater Analytics reports if you have requested that such additional assets be included. Assets held away from RBC WM may not be covered by SIPC. RBC WM does not guarantee the accuracy or completeness of Clearwater Analytics reports. The most complete and accurate reflection of your RBC WM account status is contained within your official RBC Wealth Management transaction confirmations, account statements and tax documents. Pricing information is provided for evaluation purposes only and may not necessarily reflect the price at which a security may be purchased or sold. The summary/prices/quotes/statistics/information contained herein have been obtained from sources believed reliable but may not necessarily be complete and cannot be guaranteed. RBC Wealth Management, a division of RBC Capital Markets, LLC, Member NYSE/FINRA/SIPC.

One Dot Six

Suntrust Account #3130

US Bank Account #6579

G/L 0170

October 31, 2014

Balance per bank statement as of 10/31/14	Suntrust	\$	92,111.37
Balance per bank statement as of 10/31/14	US Bank	\$	1,940,834.51
Less: Outstanding Checks:			(3,928.76)

<u>\$</u>	<u>2,029,017.12</u>
-----------	---------------------

Balance per General Ledger as of 10/31/14	2,029,017.12
---	--------------

Ending Balance	<u>\$</u>	<u>2,029,017.12</u>
----------------	-----------	---------------------

Variance \$

SUNTRUST BANK
PO BOX 305183
NASHVILLE TN 37230-5183

Page 1 of 2
36/E00/0175/0 /72
130
10/31/2014



Account Statement

!201914334021!
ONE DOT SIX CORP
10802 PARKRIDGE BLVD
RESTON VA 20191-4334

Questions? Please call
1-800-786-8787

HOW CAN WE HELP YOU MAKE THE RIGHT FINANCIAL CHOICES FOR TODAY AND TOMORROW?
WITH OUR VARIETY OF SOLUTIONS AND FINANCIAL GUIDANCE.
WE VALUE YOU AS A CLIENT AND WANT TO HELP YOU BANK THE WAY THAT FITS YOUR LIFE.
LEARN MORE AT SUNTRUST.COM.

Account Summary	Account Type	Account Number	Statement Period
	ANALYZED BUSINESS CHECKING	3130	10/01/2014 - 10/31/2014

Description	Amount	Description	Amount
Beginning Balance	\$24,616.67	Average Balance	\$52,394.77
Deposits/Credits	\$335,437.74	Average Collected Balance	\$52,394.77
Checks	\$27,907.95	Number of Days in Statement Period	31
Withdrawals/Debits	\$240,035.09		
Ending Balance	\$92,111.37		

Deposits/ Credits	Date	Amount	Serial #	Description
	10/08	216,224.39		INCOMING FEDWIRE CR TRN #003965
	10/14	19,213.35		INCOMING FEDWIRE CR TRN #003431
	10/22	100,000.00		INCOMING FEDWIRE CR TRN #007951

Deposits/Credits: 3

Total Items Deposited: 0

Checks	Check Number	Amount	Date Paid	Check Number	Amount	Date Paid	Check Number	Amount	Date Paid
	12555	84.93	10/01	12579	263.95	10/15	12596	3,340.44	10/28
	12556	176.95	10/01	12580	60.21	10/16	12597	358.80	10/28
	*12561	325.87	10/01	12581	346.85	10/14	12598	239.01	10/27
	*12565	350.00	10/09	12582	2,432.50	10/14	12599	308.67	10/28
	*12567	813.55	10/15	12583	214.20	10/17	12600	275.00	10/28
	12568	81.53	10/14	12584	210.88	10/20	12601	257.55	10/27
	12569	298.73	10/15	12585	206.60	10/20	12602	280.04	10/29
	12570	194.07	10/16	12586	498.33	10/20	12603	231.00	10/28
	12571	235.37	10/16	12587	325.34	10/21	12604	620.56	10/29
	12572	218.50	10/14	12588	132.00	10/24	12605	253.47	10/28
	12573	207.69	10/14	12589	36.00	10/31	12606	214.32	10/27
	12574	133.14	10/15	12590	270.00	10/31	12607	941.96	10/30
	12575	254.15	10/16	12591	227.11	10/28	12608	1,440.43	10/31
	12576	2,060.00	10/14	*12593	1,479.34	10/31	12609	1,407.90	10/31
	12577	48.77	10/17	12594	5,200.00	10/29	*12611	230.64	10/30
	12578	52.38	10/14	12595	69.22	10/28			

Checks: 47

* Break in check sequence

Withdrawals/ Debits	Date Paid	Amount	Serial #	Description
	10/08	208,523.00		ACH PREFUNDING SETTLEMENT
				LIGHTSQUARED ACH PRFUND -SETT-R.LIGHTSQ
	10/14	17,320.00		ACH PREFUNDING SETTLEMENT
				LIGHTSQUARED ACH PRFUND -SETT-R.LIGHTSQ
	10/21	192.09		ACCOUNT ANALYSIS FEE

SUNTRUST BANK
PO BOX 305183
NASHVILLE TN 37230-5183

Page 2 of 2
367E00/0175/0 /72
10/31/2014



Account Statement

Withdrawals/ Debits	Date Paid	Amount	Serial #	Description
	10/23	14,000.00		ACH PREFUNDING SETTLEMENT LIGHTSQUARED ACH PRFUND -SETT-R.LIGHTSQ

Withdrawals/Debits: 4

Balance Activity History	Date	Balance	Collected Balance	Date	Balance	Collected Balance
	10/01	24,028.92	24,028.92	10/22	123,924.83	123,924.83
	10/08	31,730.31	31,730.31	10/23	109,924.83	109,924.83
	10/09	31,380.31	31,380.31	10/24	109,792.83	109,792.83
	10/14	27,874.21	27,874.21	10/27	109,081.95	109,081.95
	10/15	26,364.84	26,364.84	10/28	104,018.24	104,018.24
	10/16	25,621.04	25,621.04	10/29	97,917.64	97,917.64
	10/17	25,358.07	25,358.07	10/30	96,745.04	96,745.04
	10/20	24,442.26	24,442.26	10/31	92,111.37	92,111.37
	10/21	23,924.83	23,924.83			



P.O. Box 1800
Saint Paul, Minnesota 55101-0800

62 TRN

Doc 1923 Filed 11/14/14 Entered 11/14/14 10:46:35
Pg 74 of 127

Main Document

Account Number:

3579

Statement Period:

Oct 1, 2014

through

Oct 31, 2014

Page 1 of 2



000007337 1 SP 106481782621970 S

ONE DOT SIX CORP
10802 PARKRIDGE BLVD
RESTON VA 20191-4334



To Contact U.S. Bank

Commercial Customer

Service:

1-800-377-3053

Telecommunications Device

for the Deaf:

1-800-685-5065

Internet:

usbank.com

ANALYZED CHECKING

U.S. Bank National Association

Account Number

Member FDIC

6579

Account Summary

	# Items	\$	
Beginning Balance on Oct 1		\$	1,281,632.52
Other Deposits	4		10,000,000.00
Other Withdrawals	11		9,340,798.01-
Ending Balance on Oct 31, 2014		\$	1,940,834.51

Other Deposits

Date	Description of Transaction	Ref Number	Amount
Oct 7	Wire Credit REF019126 CITIBANK OF NEW YO 141007013013 ORG=MAST ADMIRAL MASTER FUND, L.P. 200 CLARENDON		\$ 323,578.00
Oct 7	Wire Credit REF018851 CITIBANK OF NEW YO 141007012365 ORG=MAST SELECT OPPORTUNITIES MASTER FUND, L.P.		2,782,610.00
Oct 7	Wire Credit REF018853 CITIBANK OF NEW YO 141007012366 ORG=MAST CREDIT OPPORTUNITIES I MASTER FUND LIM		3,292,642.00
Oct 7	Wire Credit REF018727 CITIBANK OF NEW YO 141007012235 ORG=MAST OC I MASTER FUND L.P. 200 CLARENDON ST		3,601,170.00
Total Other Deposits			\$ 10,000,000.00

Other Withdrawals

Date	Description of Transaction	Ref Number	Amount
Oct 8	Wire Debit REF000475 SUNTRUST ATL 141008006256 BNF=LIGHTSQUARED INC 10802 PARKRIDGE BLVD		\$ 4,900.00-
Oct 8	Wire Debit REF000460 SUNTRUST ATL 141008006255 BNF=ONE DOT SIX CORP 10802 PARKRIDGE BLVD		216,224.39-
Oct 8	Wire Debit REF000449 JPMCHASE NYC 141008006257 BNF=CROWN CASTLE USA INC. 2000 CORPORATE DR		7,150,000.00-
Oct 14	Wire Debit REF000222 SUNTRUST ATL 141014007045 BNF=ONE DOT SIX CORP 10802 PARKRIDGE BLVD		19,213.35-
Oct 14	Wire Debit REF000221 SUNTRUST ATL 141014007040 BNF=LIGHTSQUARED INC 10802 PARKRIDGE BLVD		366,661.66-
Oct 15	Analysis Service Charge	1500000000	234.02-
Oct 15	Wire Debit REF003065 SUNTRUST ATL 141015030510 BNF=LIGHTSQUARED INC 10802 PARKRIDGE BLVD		530,402.24-
Oct 22	Wire Debit REF001446 SUNTRUST ATL 141022015258 BNF=ONE DOT SIX CORP 10802 PARKRIDGE BLVD		100,000.00-
Oct 22	Wire Debit REF001406 SUNTRUST ATL 141022015257 BNF=LIGHTSQUARED INC 10802 PARKRIDGE BLVD		749,567.46-
Oct 27	Wire Debit REF001609 SUNTRUST ATL 141027017469 BNF=LIGHTSQUARED INC 10802 PARKRIDGE BLVD		12,238.98-
Oct 30	Wire Debit REF002161 SUNTRUST ATL 141030023714 BNF=LIGHTSQUARED INC 10802 PARKRIDGE BLVD		191,355.91-
Total Other Withdrawals			\$ 9,340,798.01-



Doc 1923

Filed 11/14/14

Entered 11/14/14 10:46:35

Main Document

ONE DOT SIX CORP

10802 PARKRIDGE BLVD
RESTON VA 20191-4334

Pg 75 of 127

Business Statement

Account Number:

6579

Statement Period:

Oct 1, 2014

through

Oct 31, 2014



Page 2 of 2

ANALYZED CHECKING**(CONTINUED)**

U. S. Bank National Association

Account Number

6579

Balance Summary

<i>Date</i>	<i>Ending Balance</i>	<i>Date</i>	<i>Ending Balance</i>	<i>Date</i>	<i>Ending Balance</i>
Oct 7	11,281,632.52	Oct 15	2,993,996.86	Oct 27	2,132,190.42
Oct 8	3,910,508.13	Oct 22	2,144,429.40	Oct 30	1,940,834.51
Oct 14	3,524,633.12				

Balances only appear for days reflecting change.

LightSquared, LP

SunTrust Bank Account #3272

0110

October 31, 2014

Bank Reconciliation for October 2014

Balance per bank statement 10/31/14:	\$	29,131.11
Plus: DIP Utilities Deposit Account	\$	21,385.56
Plus: Sweep Account	\$	15,298,000.00
Less: Outstanding Checks:		(154,918.90)
Adjusted Bank Balance @ 10/31/14:	\$	15,193,597.77

Balance per G/L as of 10/31/14:		15,193,597.77
Plus: Unreconciled variance	\$	-
Balance per G/L @ 10/31/14:	\$	15,193,597.77

SUNTRUST BANK
PO BOX 305183
NASHVILLE TN 37230-5183

Page 1 of 5
02/E00/0175/0 /72
3272
10/31/2014



Account Statement

!201914334021!
LIGHTSQUARED LP
10802 PARKRIDGE BLVD
RESTON VA 20191-4334

Questions? Please call
1-800-786-8787

HOW CAN WE HELP YOU MAKE THE RIGHT FINANCIAL CHOICES FOR TODAY AND TOMORROW?
WITH OUR VARIETY OF SOLUTIONS AND FINANCIAL GUIDANCE.
WE VALUE YOU AS A CLIENT AND WANT TO HELP YOU BANK THE WAY THAT FITS YOUR LIFE.
LEARN MORE AT SUNTRUST.COM.

Account Summary	Account Type	Account Number	Statement Period
	BUSINESS CHECKING RESTRICTED	3272	10/01/2014 - 10/31/2014

Description	Amount	Description	Amount
Beginning Balance	\$28,814.51	Average Balance	\$44,341.02
Deposits/Credits	\$7,070,820.94	Average Collected Balance	\$25,393.82
Checks	\$1,441,572.86	Number of Days in Statement Period	31
Withdrawals/Debits	\$5,628,931.48		
Ending Balance	\$29,131.11		

Deposits/ Credits	Date	Amount	Serial #		Date	Amount	Serial #	
	10/01	24,490.21		ONLINE	10/27	4,587.33		ONLINE
	10/08	48.90		ONLINE	10/30	3,222.00		ONLINE
	10/20	258,487.75		ONLINE				
	10/01	1,681,000.00		CASH MANAGEMENT SWEEP CREDIT				
	10/01	176.77		AUTOMATED SWEEP SWEEP INTEREST				
	10/02	202,000.00		CASH MANAGEMENT SWEEP CREDIT				
	10/06	40.00		ELECTRONIC/ACH CREDIT				
	10/06	277,568.81		DISCOVERY BENEFI REPAYMENT	15723541993801			
				ELECTRONIC/ACH CREDIT				
	10/07	23,000.00		SKYBITZ INC SKYBITZ	LIG00001			
	10/07	12,419.25		CASH MANAGEMENT SWEEP CREDIT				
	10/08	839,000.00		INCOMING FEDWIRE CR TRN #006569				
	10/09	52,000.00		CASH MANAGEMENT SWEEP CREDIT				
	10/09	15,851.46		CASH MANAGEMENT SWEEP CREDIT				
				ELECTRONIC/ACH CREDIT				
	10/09	3,000.00		INTERNATIONAL SA ACH	ISS			
	10/10	23,900.85		INCOMING FEDWIRE CR TRN #004191				
	10/14	119,000.00		INCOMING FEDWIRE CR TRN #002943				
	10/14	99,572.58		CASH MANAGEMENT SWEEP CREDIT				
	10/15	197,000.00		INCOMING FEDWIRE CR TRN #020315				
	10/15	18.18		CASH MANAGEMENT SWEEP CREDIT				
				ELECTRONIC/ACH CREDIT				
	10/15	154,794.16		DISCOVERY BENEFI CLAIM REIM	15723541993801			
	10/16	81,000.00		INCOMING FEDWIRE CR TRN #004842				
	10/16	19,993.21		CASH MANAGEMENT SWEEP CREDIT				
				ELECTRONIC/ACH CREDIT				
	10/17	23,036.13		INTERNATIONAL SA ACH	ISS			
	10/20	131,000.00		INCOMING FEDWIRE CR TRN #001218				
	10/20	2,815.47		CASH MANAGEMENT SWEEP CREDIT				
				ELECTRONIC/ACH CREDIT				
	10/21	274,000.00		INTERNATIONAL SA ACH	ISS			
	10/21	30.00		CASH MANAGEMENT SWEEP CREDIT				
				ELECTRONIC/ACH CREDIT				
				BANCORPSV BANCORPSV	99995			

SUNTRUST BANK
PO BOX 305183
NASHVILLE TN 37230-5183

Page 2 of 5
02/E00/0175/0 /72
3272
10/31/2014



Account Statement

Deposits/ Credits	Date	Amount	Serial #	Description	
	10/21	6,450.00		ELECTRONIC/ACH CREDIT	
	10/21	61,171.52		INTERNATIONAL SA ACH	ISS
	10/23	250,000.00		INCOMING FEDWIRE CR TRN #004351	
	10/24	2,375.97		CASH MANAGEMENT SWEEP CREDIT	
	10/24	14,727.31		ELECTRONIC/ACH CREDIT	
	10/24	14,727.31		INTERNATIONAL SA ACH	ISS
	10/24	95,402.40		ELECTRONIC/ACH CREDIT	
	10/27	246,000.00		INMARSAT Solutio CORP PMT	BK002U007021961
	10/27	15,154.10		INCOMING FEDWIRE CR TRN #015093	
	10/28	435,000.00		CASH MANAGEMENT SWEEP CREDIT	
	10/28	18,261.58		INCOMING FEDWIRE CR TRN #006986	
	10/29	175,000.00		CASH MANAGEMENT SWEEP CREDIT	
	10/30	1,180,000.00		INCOMING FEDWIRE CR TRN #004684	
	10/31	12,285.00		CASH MANAGEMENT SWEEP CREDIT	
	10/31	35,940.00		INCOMING FEDWIRE CR TRN #021271	
	10/31			INCOMING FEDWIRE CR TRN #008792	

Deposits/Credits: 43

Total Items Deposited: 7

Checks	Check Number	Amount	Date Paid	Check Number	Amount	Date Paid	Check Number	Amount	Date Paid
	85862	7,706.31	10/02	85896	217.66	10/15	85922	5,683.25	10/29
	*85864	840.79	10/01	85897	21,440.81	10/14	85923	159.00	10/28
	85865	35,000.00	10/07	85898	3,969.63	10/14	85924	1,047.81	10/27
	85866	2,023.05	10/01	85899	1,468.97	10/14	85925	990.00	10/28
	85867	136.51	10/01	85900	466.70	10/14	85926	594.71	10/28
	85868	14,954.36	10/01	85901	73.70	10/14	85927	609.36	10/28
	85869	369.13	10/01	85902	157,334.09	10/15	85928	6,200.68	10/28
	*85872	107,830.03	10/02	85903	45,024.28	10/22	85929	369.13	10/30
	*85875	413.93	10/16	85904	121.74	10/20	85930	563.00	10/28
	*85878	44,320.63	10/01	85905	2,409.57	10/15	85931	178,904.04	10/27
	*85880	30,099.68	10/01	85906	1,087.03	10/17	85932	472.84	10/27
	85881	7,225.00	10/06	85907	1,565.90	10/28	85933	20,084.75	10/27
	85882	3,568.70	10/16	85908	40,046.67	10/21	85934	22,275.00	10/29
	85883	963.50	10/14	85909	136.51	10/21	85935	1,478.56	10/27
	85884	441.58	10/17	85910	115,751.66	10/20	85936	4,000.00	10/27
	85885	15,000.00	10/16	85911	2,324.90	10/17	85937	814.62	10/27
	85886	701.80	10/14	85912	30,000.00	10/27	85938	9,276.64	10/28
	85887	1,100.00	10/16	85913	4,000.00	10/16	85939	142.82	10/28
	85888	41.49	10/20	85914	1,078.54	10/20	85940	157.51	10/28
	85889	818.89	10/15	85915	334.09	10/21	85941	2,409.57	10/24
	85890	355.06	10/15	85916	10,218.19	10/28	85942	246.47	10/28
	85891	2,424.27	10/10	85917	298,366.33	10/21	85943	1,112.10	10/27
	85892	4,500.00	10/14	85918	2,188.50	10/20	85944	2,409.57	10/29
	85893	32,000.00	10/15	85919	238.47	10/28	*85948	9,000.00	10/30
	85894	3,829.97	10/16	85920	14.34	10/28	85949	842.30	10/31
	85895	113,000.00	10/14	85921	2,125.00	10/28	*85952	61.17	10/31

Checks: 78

*Break in check sequence

Withdrawals/ Debits	Date Paid	Amount	Serial #	Description	
	10/01	637.18		ELECTRONIC/ACH DEBIT	
	10/01	176,231.66		CONCUR CASH	C00HP00WX001
	10/01	191,871.14		OUTGOING FEDWIRE DR TRN #003462	
	10/01	1,219,836.88		WIRE TRANSFER DR TRN #004932	
	10/02	1,072.00		OUTGOING FEDWIRE DR TRN #003460	
	10/02	1,871.52		ELECTRONIC/ACH DEBIT	
	10/02	1,871.52		DISCOVERY BENEFIT CLAIM FUND	15723541993801
	10/02	86,505.15		ELECTRONIC/ACH DEBIT	
	10/03	8,000.00		CONCUR CASH	C00HQKOPX004
	10/03	8,000.00		WIRE TRANSFER DR TRN #003149	
	10/03	8,000.00		CASH MANAGEMENT SWEEP DEBIT	

SUNTRUST BANK
PO BOX 305183
NASHVILLE TN 37230-5183

Page 3 of 5
027E00/0175/0 /72
3272
10/31/2014



Account Statement

Withdrawals/ Debits	Date Paid	Amount	Serial #	Description
	10/03	220.75		ELECTRONIC/ACH DEBIT BANCORPSV BANCORPSV 99994
	10/03	16,841.57		ELECTRONIC/ACH DEBIT PRINCIPAL LIFE P PLIC-PERIS 5-2274000001264
	10/06	270,000.00		CASH MANAGEMENT SWEEP DEBIT
	10/06	20.00		ELECTRONIC/ACH DEBIT BANCORPSV BANCORPSV 99994
	10/06	55.64		ELECTRONIC/ACH DEBIT CONCUR CASH C00HTD2ZX007
	10/06	157.61		ELECTRONIC/ACH DEBIT DISCOVERY BENEFI CLAIM FUND 15723541993801
	10/07	10.00		ELECTRONIC/ACH DEBIT BANCORPSV BANCORPSV 99994
	10/07	35.00		ELECTRONIC/ACH DEBIT BANCORPSV BANCORPSV 99994
	10/08	399.51		ACH PREFUNDING SETTLEMENT LIGHTSQUARED ACH PRFUND -SETT-R.LIGHTSQ
	10/08	4,750.00		ACH PREFUNDING SETTLEMENT LIGHTSQUARED ACH PRFUND -SETT-R.LIGHTSQ
	10/08	260,344.55		ACH PREFUNDING SETTLEMENT LIGHTSQUARED ACH PRFUND -SETT-R.LIGHTSQ
	10/08	7,323.50		OUTGOING FEDWIRE DR TRN #005149
	10/08	151,364.55		WIRE TRANSFER DR TRN #003631
	10/08	414,750.00		OUTGOING FEDWIRE DR TRN #005150
	10/09	20.00		ELECTRONIC/ACH DEBIT BANCORPSV BANCORPSV 99994
	10/09	71,379.58		WIRE TRANSFER DR TRN #003187
	10/10	6,000.00		CASH MANAGEMENT SWEEP DEBIT
	10/10	30.00		ELECTRONIC/ACH DEBIT BANCORPSV BANCORPSV 99994
	10/10	772.50		ELECTRONIC/ACH DEBIT DISCOVERY BENEFI CLAIM FUND 15723541993801
	10/10	14,559.34		ELECTRONIC/ACH DEBIT PRINCIPAL LIFE P PLIC-PERIS 5-2274000000694
	10/14	64,562.46		ACH PREFUNDING SETTLEMENT LIGHTSQUARED ACH PRFUND -SETT-R.LIGHTSQ
	10/14	19.40		ELECTRONIC/ACH DEBIT BANCORPSV BANCORPSV 99994
	10/14	115.39		ELECTRONIC/ACH DEBIT DISCOVERY BENEFI CLAIM FUND 15723541993801
	10/14	193.03		ELECTRONIC/ACH DEBIT CONCUR CASH C00HZS4LX007
	10/14	7,205.50		OUTGOING FEDWIRE DR TRN #015398
	10/15	70.00		ELECTRONIC/ACH DEBIT BANCORPSV BANCORPSV 99994
	10/15	109.49		ELECTRONIC/ACH DEBIT BANCORPSV BANCORPSV 99994
	10/15	118.35		ELECTRONIC/ACH DEBIT CONCUR CASH C00IQYNX000
	10/15	471.50		ELECTRONIC/ACH DEBIT BANCORPSV BANCORPSV 99994
	10/15	2,036.68		ELECTRONIC/ACH DEBIT CONCUR CASH C00I23P7X005
	10/15	155,761.91		WIRE TRANSFER DR TRN #004733
	10/16	30.00		ELECTRONIC/ACH DEBIT BANCORPSV BANCORPSV 99994
	10/16	404.42		ELECTRONIC/ACH DEBIT CONCUR CASH C00I3FF4X006
	10/16	72,622.45		WIRE TRANSFER DR TRN #003264
	10/17	19,000.00		CASH MANAGEMENT SWEEP DEBIT
	10/20	49.85		ELECTRONIC/ACH DEBIT BANCORPSV BANCORPSV 99994

SUNTRUST BANK
PO BOX 305183
NASHVILLE TN 37230-5183

Page 4 of 5
02/E00/0175/0 /72
2272
10/31/2014



Account Statement

Withdrawals/ Debits	Date Paid	Amount	Serial #	Description
	10/20	14,294.66		ELECTRONIC/ACH DEBIT PRINCIPAL LIFE P PLIC-PERIS 5-2274000001140
	10/21	2,155.80		ACCOUNT ANALYSIS FEE
	10/21	5.00		ELECTRONIC/ACH DEBIT BANCORPSV BANCORPSV 99994
	10/21	9.58		ELECTRONIC/ACH DEBIT VA DEPT TAXATION TAX PAYMEN *****3801
	10/21	282.45		ELECTRONIC/ACH DEBIT DISCOVERY BENEFI CLAIM FUND 15723541993801
	10/21	713.56		ELECTRONIC/ACH DEBIT CONCUR CASH C00I6PXUX003
	10/22	52,000.00		CASH MANAGEMENT SWEEP DEBIT
	10/22	40.00		ELECTRONIC/ACH DEBIT BANCORPSV BANCORPSV 99994
	10/22	2,161.30		ELECTRONIC/ACH DEBIT DISCOVERY BENEFI CLAIM FUND 15723541993801
	10/22	7,671.02		ELECTRONIC/ACH DEBIT COMMERCIAL CARD PAYMENTS LIGHTSQUARE1593
	10/22	148,844.92		WIRE TRANSFER DR TRN #003297
	10/23	22,753.63		ACH PREFUNDING SETTLEMENT LIGHTSQUARED ACH PRFUND -SETT-R.LIGHTSQ
	10/23	158,883.40		ACH PREFUNDING SETTLEMENT LIGHTSQUARED ACH PRFUND -SETT-R.LIGHTSQ
	10/23	17.93		ELECTRONIC/ACH DEBIT CONCUR CASH C00I9KNUX000
	10/23	70.00		ELECTRONIC/ACH DEBIT BANCORPSV BANCORPSV 99994
	10/23	70,735.16		WIRE TRANSFER DR TRN #002945
	10/24	93,000.00		CASH MANAGEMENT SWEEP DEBIT
	10/24	781.00		ELECTRONIC/ACH DEBIT Discovery Benefi DBI Admin 0000488565-CR
	10/24	3,030.83		ELECTRONIC/ACH DEBIT CONCUR CASH C00IB0ADX005
	10/24	13,895.15		ELECTRONIC/ACH DEBIT PRINCIPAL LIFE P PLIC-PERIS 5-2274000002157
	10/27	70.00		ELECTRONIC/ACH DEBIT BANCORPSV BANCORPSV 99994
	10/27	192.31		ELECTRONIC/ACH DEBIT DISCOVERY BENEFI CLAIM FUND 15723541993801
	10/27	1,228.50		OUTGOING FEDWIRE DR TRN #008576
	10/27	21,250.00		OUTGOING FEDWIRE DR TRN #008575
	10/28	240,463.04		ACH PREFUNDING SETTLEMENT LIGHTSQUARED ACH PRFUND -SETT-R.LIGHTSQ
	10/28	35.00		ELECTRONIC/ACH DEBIT BANCORPSV BANCORPSV 99994
	10/28	40.00		ELECTRONIC/ACH DEBIT BANCORPSV BANCORPSV 99994
	10/28	971.77		ELECTRONIC/ACH DEBIT CONCUR CASH C00ICXH8X001
	10/28	179,035.00		OUTGOING FEDWIRE DR TRN #011314
	10/29	73.83		ELECTRONIC/ACH DEBIT DISCOVERY BENEFI CLAIM FUND 15723541993801
	10/29	148,798.46		WIRE TRANSFER DR TRN #005588
	10/30	7,756.83		ACH PREFUNDING SETTLEMENT LIGHTSQUARED ACH PRFUND -SETT-R.LIGHTSQ
	10/30	20.00		ELECTRONIC/ACH DEBIT BANCORPSV BANCORPSV 99994
	10/30	1,729.26		ELECTRONIC/ACH DEBIT CONCUR CASH C00IFS0PX001
	10/30	70,567.74		WIRE TRANSFER DR TRN #003718
	10/30	1,091,080.06		OUTGOING FEDWIRE DR TRN #012105
	10/31	31,000.00		CASH MANAGEMENT SWEEP DEBIT

SUNTRUST BANK
PO BOX 305183
NASHVILLE TN 37230-5183

Page 5 of 5
02/E00/0175/0 /72
3272
10/31/2014



Account Statement

Withdrawals/ Debits	Date Paid	Amount	Serial #	Description
	10/31	55.00		ELECTRONIC/ACH DEBIT BANCORPSV BANCORPSV 99994
	10/31	1,475.43		ELECTRONIC/ACH DEBIT CONCUR CASH C00IH6BWX008
	10/31	13,913.80		ELECTRONIC/ACH DEBIT PRINCIPAL LIFE P PLIC-PERIS 5-2274000000906

Withdrawals/Debits: 84

Balance Activity History	Date	Balance	Collected Balance	Date	Balance	Collected Balance
	10/01	53,160.48	25,441.48	10/17	25,528.56	25,528.56
	10/02	50,175.47	25,685.47	10/20	284,305.34	25,819.34
	10/03	25,113.15	25,113.15	10/21	283,906.87	25,420.87
	10/06	25,263.71	25,263.71	10/22	28,165.35	25,649.35
	10/07	25,637.96	25,637.96	10/23	25,705.23	25,705.23
	10/08	25,754.75	25,706.75	10/24	25,094.36	25,094.36
	10/09	25,206.63	25,206.63	10/27	30,180.26	25,593.26
	10/10	25,321.37	25,321.37	10/28	29,794.94	25,207.94
	10/14	25,213.06	25,213.06	10/29	25,554.83	25,554.83
	10/15	25,322.20	25,322.20	10/30	28,253.81	25,031.81
	10/16	25,345.94	25,345.94	10/31	29,131.11	25,909.11



SUNTRUST BANK
P. O. BOX 620547
ORLANDO FL 32862-0547

PAGE 1

LIGHTSQUARED LP
10802 PARKRIDGE BLVD
RESTON VA 20191-4334

FEDERATED TREAS OBLIGATIONS FUND
MONTHLY ACTIVITY STATEMENT
STATEMENT PERIOD 10-01-2014 - 10-31-2014

STATEMENT SUMMARY

INTEREST PAID	176.77	INT PAID YEAR TO DATE	691.45
FEDERAL WITHHOLDING	0.00	FED WITHLD YEAR TO DATE	0.00
INTEREST EARNED	151.02	INT EARNED YEAR TO DATE	801.11
AVERAGE BALANCE	17,781,677.41	AVG BALANCE YEAR TO DATE	9,618,648.02
AVERAGE YIELD	0.010%	AVG YIELD YEAR TO DATE	0.010%
CUSTOMER NUMBER	3272-001	CUST TAX ID NUMBER	3801

INTEREST PAYABLE 151.02

MONTHLY ACTIVITY

TRANSACTION DATE	TRANSACTION AMOUNT	NET CHANGE	BALANCE	RATE	INTEREST EARNED
09-30-2014			20,704,000.00		
10-01-2014	176.77	DIVIDENDS PAID			
	176.77	DIVIDENDS DISBURSED			
	1,681,000.00-		19,023,000.00	0.0100000	5.21
10-02-2014	202,000.00-		18,821,000.00	0.0100000	5.16
10-03-2014	8,000.00		18,829,000.00	0.0100000	15.47
10-06-2014	270,000.00		19,099,000.00	0.0100000	5.24
10-07-2014	23,000.00-		19,076,000.00	0.0100000	5.22
10-08-2014	839,000.00-		18,237,000.00	0.0100000	5.00
10-09-2014	52,000.00-		18,185,000.00	0.0100000	4.98
10-10-2014	6,000.00		18,191,000.00	0.0100000	19.94
10-14-2014	119,000.00-		18,072,000.00	0.0100000	4.95
10-15-2014	197,000.00-		17,875,000.00	0.0100000	4.90
10-16-2014	81,000.00-		17,794,000.00	0.0100000	4.87
10-17-2014	19,000.00		17,813,000.00	0.0100000	14.64
10-20-2014	131,000.00-		17,682,000.00	0.0100000	4.85
10-21-2014	274,000.00-		17,408,000.00	0.0100000	4.76
10-22-2014	52,000.00		17,460,000.00	0.0100000	4.79
10-23-2014	250,000.00-		17,210,000.00	0.0100000	4.71
10-24-2014	93,000.00		17,303,000.00	0.0100000	14.23
10-27-2014	246,000.00-		17,057,000.00	0.0100000	4.67
10-28-2014	435,000.00-		16,622,000.00	0.0100000	4.55
10-29-2014	175,000.00-		16,447,000.00	0.0100000	4.51
10-30-2014	1,180,000.00-		15,267,000.00	0.0100000	4.18
10-31-2014	31,000.00		15,298,000.00	0.0100000	4.19



SUNTRUST BANK
P. O. BOX 620547
ORLANDO FL 32862-0547

PAGE 2

LIGHTSQUARED LP
10802 PARKRIDGE BLVD
RESTON VA 20191-4334

FEDERATED TREAS OBLIGATIONS FUND
MONTHLY ACTIVITY STATEMENT
STATEMENT PERIOD 10-01-2014 - 10-31-2014

THE FUNDS HELD ARE NOT A DEPOSIT AND THEREFORE NOT INSURED BY THE
FEDERAL DEPOSIT INSURANCE CORPORATION

*

SUNTRUST BANK
PO BOX 305183
NASHVILLE TN 37230-5183

Page 1 of 1
667F00/0175/0 /72
3568
10/31/2014



Account Statement

!201914334021!
LIGHTSQUARED LP DIP
UTILITIES DEPOSIT ACCOUNT
10802 PARKRIDGE BLVD
RESTON VA 20191-4334

Questions? Please call
1-800-786-8787

HOW CAN WE HELP YOU MAKE THE RIGHT FINANCIAL CHOICES FOR TODAY AND TOMORROW?
WITH OUR VARIETY OF SOLUTIONS AND FINANCIAL GUIDANCE,
WE VALUE YOU AS A CLIENT AND WANT TO HELP YOU BANK THE WAY THAT FITS YOUR LIFE.
LEARN MORE AT SUNTRUST.COM.

Account Summary	Account Type	Account Number	Statement Period
	BUS MONEY MARKET PERFORMANCE	3568	10/01/2014 - 10/31/2014

Description	Amount	Description	Amount
Beginning Balance	\$21,402.15	Average Balance	\$21,400.80
Deposits/Credits	\$.91	Average Collected Balance	\$21,400.80
Checks	\$.00	Number of Days in Statement Period	31
Withdrawals/Debits	\$17.50	Annual Percentage Yield Earned	.05%
Ending Balance	\$21,385.56	Interest Paid Year to Date	\$8.94

Deposits/ Credits	Date	Amount	Serial #	Description
	10/31	.91		INTEREST PAID THIS STATEMENT THRU 10/31
Deposits/Credits: 1		Total Items Deposited: 0		

Withdrawals/ Debits	Date Paid	Amount	Serial #	Description
	10/21	2.50		ACCOUNT ANALYSIS FEE
	10/31	15.00		MAINTENANCE FEE
Withdrawals/Debits: 2				

Balance Activity History	Date	Balance	Collected Balance	Date	Balance	Collected Balance
	10/01	21,402.15	21,402.15	10/31	21,385.56	21,385.56
	10/21	21,399.65	21,399.65			

LightSquared, LP

Short-term investments account

G/L 0410

October 31, 2014

Bank Reconciliation for October 2014

Balance per RBC Wealth statement 10/31/14:	24,138.02
Balance per Morgan Stanley statement 10/31/14:	8,303.88

Combined Balance per bank @ 10/31/14:	<u>\$</u>	<u>32,441.90</u>
---------------------------------------	-----------	------------------

Balance per G/L 0410 as of 10/31/14:	\$	0.01
--------------------------------------	----	------

Plus: Cash and cash equivalents rcls (100230)		32,441.90
---	--	-----------

Adjusted G/L Balance @ 10/31/14:	<u>\$</u>	<u>32,441.91</u>
----------------------------------	-----------	------------------

	\$	(0.01)
--	----	--------



RBC Wealth Management

A Division of RBC Capital Markets, LLC,
Member NYSE/FINRA/SIPC

Supplemental Month-End Statement

RBCPWM-LightSquared L.P. (0495)

Month End (M10 Y2014)

10/01/2014 - 10/31/2014

Dated: 11/03/2014

Locked Down



A division of RBC Capital Markets, LLC, Member NYSE/FINRA/SIPC.

Table of Contents

Dated: 11/03/2014

<u>GAAP Financials (RBCPWM-LightSquared L.P. (0495))</u>
<u>GAAP GL Income Accrual (RBCPWM-LightSquared L.P. (0495))</u>
<u>Balance Sheet Classification (RBCPWM-LightSquared L.P. (0495))</u>
<u>Security Type (RBCPWM-LightSquared L.P. (0495))</u>
<u>Income Detail (RBCPWM-LightSquared L.P. (0495))</u>
<u>Trading Activity (RBCPWM-LightSquared L.P. (0495))</u>
<u>Transaction Detail (RBCPWM-LightSquared L.P. (0495))</u>

GAAP Financials

10/01/2014 - 10/31/2014

[Return to Table of Contents](#)

RBCPWM-LightSquared L.P. (: J495)

Dated: 11/03/2014

Balance Sheet		
RBCPWM-LightSquared L.P.		
As of:	09/30/2014	10/31/2014
Original Cost	24,240.46	24,137.76
Net Accumulated Amortization/Accretion	0.00	0.00
Net Accumulated OTTI	0.00	0.00
Book Value	24,240.46	24,137.76
Accrued Balance	0.00	0.26
Book Value + Accrued	24,240.46	24,138.03
Unrealized Gain	0.00	0.00
Unrealized Loss	-0.01	-0.01
Market Value + Accrued	24,240.46	24,138.02

Income Statement		
RBCPWM-LightSquared L.P.		
	Begin Date End Date	10/01/2014 10/31/2014
Net Amortization/Accretion Income		0.00
Interest Income	2.45	
Dividend Income	0.00	
Misc Income	0.00	
Income Subtotal		2.45
Realized Gain	0.00	
Realized Loss	0.00	
Impairment Loss	0.00	
Net Gain/Loss		0.00
Expense	-4.89	
Net Income		-2.44
Transfers In/Out		-100.00
Change in Unrealized Gain		0.00
Change in Unrealized Loss		-0.00

Statement of Cash Flows		
RBCPWM-LightSquared L.P.		
	Begin Date End Date	10/01/2014 10/31/2014
Net Income		-2.44
Amortization/Accretion on MS	0.00	
Change in Accrued on MS	0.00	
Net Gain/Loss on MS	0.00	
Change in Unrealized G/L on CE	-0.00	
Subtotal		-0.00
Purchases of MS	0.00	
Purchased Accrued of MS	0.00	
Sales of MS	0.00	
Sold Accrued of MS	0.00	
Maturities of MS	0.00	
Net Purchases/Sales		0.00
Transfers of Cash & CE		-100.00
Total Change in Cash & CE		-102.44
Beginning Cash & CE		24,240.46
Ending Cash & CE		24,138.02



A division of RBC Capital Markets, LLC, Member NYSE/FINRA/SIPC.

GAAP GL Income Accrual

10/01/2014 - 10/31/2014

[Return to Table of Contents](#)

RBCPWM-LightSquared L.P. (: 0495)

Dated: 11/03/2014

Cash

Identifier	Factorized Units	Description	Coupon Rate	Final Maturity	Interest/Dividend Income	Beginning Accrued	Acquired Accrued	Disposed Accrued	Ending Accrued	Interest/Dividend Received	BS Class	Fed Tax	State Tax
CCYUSD	3.94	Cash	0.00	10/31/2014	0.00	0.00	0.00	0.00	0.00	0.00	Cash	Y	Y
CCYUSD	3.94	Cash	0.00	10/31/2014	0.00	0.00	0.00	0.00	0.00	0.00	Cash	Y	Y

CE

Identifier	Factorized Units	Description	Coupon Rate	Final Maturity	Interest/Dividend Income	Beginning Accrued	Acquired Accrued	Disposed Accrued	Ending Accrued	Interest/Dividend Received	BS Class	Fed Tax	State Tax
147551402	0.00	FEDERATED TREASURY CASH	0.00	10/31/2014	0.00	0.00	0.00	0.00	0.00	0.00	CE	Y	Y
203478KP6	24,000.00	Community Bank & Trust	0.20	12/30/2014	2.37	0.00	1.84	0.00	0.26	3.95	CE	Y	Y
74926P688	133.82	US GOVT MONEY MKT-RBC IS 2	0.01	10/31/2014	0.08	0.00	0.00	0.00	0.00	0.09	CE	Y	Y
---	24,133.82	---	---	---	2.45	0.00	1.84	0.00	0.26	4.04	CE	Y	Y

Summary

Identifier	Factorized Units	Description	Coupon Rate	Final Maturity	Interest/Dividend Income	Beginning Accrued	Acquired Accrued	Disposed Accrued	Ending Accrued	Interest/Dividend Received	BS Class	Fed Tax	State Tax
---	24,137.76	---	---	---	2.45	0.00	1.84	0.00	0.26	4.04	---	Y	Y

* Grouped By: General Ledger Grouping. * Groups Sorted By: General Ledger Grouping.



A Division of RBC Capital Markets, LLC, Member NYSE/FINRA/SIPC

Balance Sheet Classification

RBCPWM-LightSquared L.P. (0495)

As of 10/31/2014

[Return to Table of Contents](#)

Dated: 11/03/2014

Cash

Cusip	Description	Curr Units, Cpn	Trade Date, Settle Date	Eff Maturity, Maturity	Book Yield	Accrued	Mkt Price, Mkt Value	Book Value, Mkt Value + Accrued	% of Market Value + Accrued	Unreal G/L	S&P	Moodys	Call	Pre-Re
CCYUSD	Cash	3.94 0.00	---	10/31/2014 10/31/2014	0.00	0.00	1.00 3.94	3.94 3.94	0.016%	0.00	AAA	Aaa	N	N
CCYUSD	Cash	3.94 0.00	---	10/31/2014 10/31/2014	0.00	0.00	1.00 3.94	3.94 3.94	0.016%	0.00	AAA	Aaa	N	N

CE

Cusip	Description	Curr Units, Cpn	Trade Date, Settle Date	Eff Maturity, Maturity	Book Yield	Accrued	Mkt Price, Mkt Value	Book Value, Mkt Value + Accrued	% of Market Value + Accrued	Unreal G/L	S&P	Moodys	Call	Pre-Re
147551402	FEDERATED TREASURY CASH	0.00 0.00	11/21/2011 11/21/2011	10/31/2014 10/31/2014	0.00	0.00	1.00 0.00	0.00 0.00	0.00%	-0.00	AAAm	Aaa	N	N
74926P688	US GOVT MONEY MKT-RBC IS 2	133.82 0.01	---	10/31/2014 10/31/2014	0.00	0.00	1.00 133.82	133.82 133.82	0.554%	-0.01	AAAm	Aaa	N	N
203478KP6	Community Bank & Trust	24,000.00 0.20	10/07/2014 10/14/2014	12/30/2014 12/30/2014	0.20	0.26	100.00 24,000.00	24,000.00 24,000.26	99.429%	0.00	NR	NR	N	N
---	---	24,133.82 ---	---	12/30/2014 12/30/2014	0.199	0.26	---	24,133.82 24,134.08	99.984%	-0.01	AAA	Aaa	N	N

Summary

Cusip	Description	Curr Units, Cpn	Trade Date, Settle Date	Eff Maturity, Maturity	Book Yield	Accrued	Mkt Price, Mkt Value	Book Value, Mkt Value + Accrued	% of Market Value + Accrued	Unreal G/L	S&P	Moodys	Call	Pre-Re
---	---	24,137.76 ---	---	12/30/2014 12/30/2014	0.199	0.26	---	24,137.76 24,138.02	100.00%	-0.01	AAA	Aaa	N	N

* Grouped By: BS Class. * Groups Sorted By: BS Class. * Weighted By: Mkt Value + Accrued.



A Division of RBC Capital Markets, LLC, Member NYSE/FINRA/SIPC

Security Type

Base Currency: USD As of 10/31/2014

[Return to Table of Contents](#)

RBCPWM-LightSquared L.P. (: 0495)

Dated: 11/03/2014




Chart calculated by Base Market Value + Accrued

CD

Identifier	Description	Base Current Units	Final Maturity	Security Type	Market Sector	Base Market Value + Accrued	% of Base Market Value + Accrued
203478KP6	Community Bank & Trust	24,000.00	12/30/2014	CD	Financial	24,000.26	99.429%
203478KP6	Community Bank & Trust	24,000.00	12/30/2014	CD	Financial	24,000.26	99.429%

MMFUND

Identifier	Description	Base Current Units	Final Maturity	Security Type	Market Sector	Base Market Value + Accrued	% of Base Market Value + Accrued
147551402	FEDERATED TREASURY CASH	0.00	10/31/2014	MMFUND	Cash	0.00	0.00%
74926P688	US GOVT MONEY MKT-RBC IS 2	133.82	10/31/2014	MMFUND	Cash	133.82	0.554%
		133.82	10/31/2014	MMFUND	Cash	133.82	0.554%

CASH

Identifier	Description	Base Current Units	Final Maturity	Security Type	Market Sector	Base Market Value + Accrued	% of Base Market Value + Accrued
CCYUSD	Cash	3.94	10/31/2014	CASH	Cash	3.94	0.016%
CCYUSD	Cash	3.94	10/31/2014	CASH	Cash	3.94	0.016%



A division of RBC Capital Markets, LLC, Member NYSE/FINRA/SIPC.

Security Type

Base Currency: USD As of 10/31/2014

[Return to Table of Contents](#)

RBCPWM-LightSquared L.P. (0495)

Dated: 11/03/2014

Summary

Identifier	Description	Base Current Units	Final Maturity	Security Type	Market Sector	Base Market Value + Accrued	% of Base Market Value + Accrued
---	---	24,137.76	12/30/2014	---	---	24,138.02	100.00%

* Grouped By: Security Type. * Groups Sorted By: Base Market Value + Accrued. * Weighted By: Base Market Value + Accrued.



A Division of RBC Capital Markets, LLC, Member NYSE/FINRA/SIPC

Income Detail

10/01/2014 - 10/31/2014

[Return to Table of Contents](#)

RBCPWM-LightSquared L.P. (: J495)

Dated: 11/03/2014

CASH

CUSIP	Description	Current Units	Coupon	Final Maturity	Eff Maturity	Net G/L	Amort/Accret	Income	Expense	BS Class	Fed Tax	State Tax
---	Cash	3.94	0.00	10/31/2014	10/31/2014	0.00	0.00	0.00	-4.89	Cash	Y	Y
---	Cash	3.94	0.00	10/31/2014	10/31/2014	0.00	0.00	0.00	-4.89	Cash	Y	Y

CD

CUSIP	Description	Current Units	Coupon	Final Maturity	Eff Maturity	Net G/L	Amort/Accret	Income	Expense	BS Class	Fed Tax	State Tax
203478KP6	Community Bank & Trust	24,000.00	0.20	12/30/2014	12/30/2014	0.00	0.00	2.37	0.00	CE	Y	Y
---	Community Bank & Trust	24,000.00	0.20	12/30/2014	12/30/2014	0.00	0.00	2.37	0.00	CE	Y	Y

MMFUND

CUSIP	Description	Current Units	Coupon	Final Maturity	Eff Maturity	Net G/L	Amort/Accret	Income	Expense	BS Class	Fed Tax	State Tax
147551402	FEDERATED TREASURY CASH	0.00	0.00	10/31/2014	10/31/2014	0.00	0.00	0.00	0.00	CE	Y	Y
74926P688	US GOVT MONEY MKT-RBC IS 2	133.82	0.01	10/31/2014	10/31/2014	0.00	0.00	0.08	0.00	CE	Y	Y
---	---	133.82	---	10/31/2014	10/31/2014	0.00	0.00	0.08	0.00	CE	Y	Y

Summary

CUSIP	Description	Current Units	Coupon	Final Maturity	Eff Maturity	Net G/L	Amort/Accret	Income	Expense	BS Class	Fed Tax	State Tax
---	---	24,137.76	---	12/30/2014	12/30/2014	0.00	0.00	2.45	-4.89	---	Y	Y

* Grouped By: Security Type. * Groups Sorted By: Security Type. * Weighted By: Market Value + Accrued. * Holdings Displayed By: Lot



A division of RBC Capital Markets, LLC, Member NYSE/FINRA/SIPC

Trading Activity

10/01/2014 - 10/31/2014

[Return to Table of Contents](#)

RBCPWM-LightSquared L.P. (0495)

Dated: 11/03/2014

* Does not Lock Down.

Buy

Trade Date	Settle Date	Transaction Type	Cusip	Current Units	Description	Coupon Rate	Final Maturity	Price	Original Cost	Accrued Interest	Realized G/L	Amount	State Tax	Fed Tax
10/07/2014	10/14/2014	Buy	203478KP8	24,000.00	Community Bank & Trust	0.20	12/30/2014	100.00	24,000.00	1.84	0.00	-24,001.84	Y	Y
10/31/2014	10/31/2014	Buy	74926P688	0.09	US GOVT MONEY MKT-RBC IS 2	0.01	10/31/2014	1.00	0.09	0.00	0.00	-0.09	Y	Y
---	---	Buy	---	24,000.09	---	---	---	---	24,000.09	1.84	0.00	-24,001.93	Y	Y

Sell

Trade Date	Settle Date	Transaction Type	Cusip	Current Units	Description	Coupon Rate	Final Maturity	Price	Original Cost	Accrued Interest	Realized G/L	Amount	State Tax	Fed Tax
10/02/2014	10/02/2014	Sell	74926P688	-100.00	US GOVT MONEY MKT-RBC IS 2	0.01	10/31/2014	1.00	-100.00	0.00	0.00	100.00	Y	Y
10/14/2014	10/14/2014	Sell	74926P688	-24,001.84	US GOVT MONEY MKT-RBC IS 2	0.01	10/31/2014	1.00	-24,001.84	0.00	0.00	24,001.84	Y	Y
10/15/2014	10/15/2014	Sell	74926P688	-4.89	US GOVT MONEY MKT-RBC IS 2	0.01	10/31/2014	1.00	-4.89	0.00	0.00	4.89	Y	Y
---	---	Sell	74926P688	-24,106.73	US GOVT MONEY MKT-RBC IS 2	0.01	10/31/2014	1.00	-24,106.73	0.00	0.00	24,106.73	Y	Y

Summary

Trade Date	Settle Date	Transaction Type	Cusip	Current Units	Description	Coupon Rate	Final Maturity	Price	Original Cost	Accrued Interest	Realized G/L	Amount	State Tax	Fed Tax
---	---	---	---	-106.64	---	---	---	---	-106.64	1.84	0.00	104.80	Y	Y

* Grouped By: Transaction Type. * Groups Sorted By: Transaction Type.

* The Transaction Detail/Trading Activity reports provide our most up-to-date transactional details. As such, these reports are subject to change even after the other reports on the website have been locked down. While these reports can be useful tools in understanding recent activity, due to their dynamic nature we do not recommend using them for booking journal entries or reconciliation.



A division of RBC Capital Markets, LLC, Member NYSE/FINRA/SIPC.

Transaction Detail

10/01/2014 - 10/31/2014

[Return to Table of Contents](#)

RBCPWM-LightSquared L.P. (: J495)

Dated: 11/03/2014

* Does not Lock Down.

Transaction Type	Trade Date	Settle Date	CUSIP	Original Units	Description	Final Maturity	Current Units	Coupon Rate	Price	Amount	Accr Int	Realized G/L
Sell	10/02/2014	10/02/2014	74926P688	-100.00	US GOVT MONEY MKT-RBC IS 2	10/31/2014	-100.00	0.01	1.00	100.00	0.00	0.00
Cash Transfer	10/02/2014	10/02/2014	---	0.00	US Dollar	10/31/2014	0.00	0.00	---	-100.00	0.00	0.00
Buy	10/07/2014	10/14/2014	203478KP6	24,000.00	Community Bank & Trust	12/30/2014	24,000.00	0.20	100.00	-24,001.84	1.84	0.00
Sell	10/14/2014	10/14/2014	74926P688	-24,001.84	US GOVT MONEY MKT-RBC IS 2	10/31/2014	-24,001.84	0.01	1.00	24,001.84	0.00	0.00
Management Fee	10/15/2014	10/15/2014	---	0.00	US Dollar	10/31/2014	0.00	0.00	---	-4.89	0.00	0.00
Sell	10/15/2014	10/15/2014	74926P688	-4.89	US GOVT MONEY MKT-RBC IS 2	10/31/2014	-4.89	0.01	1.00	4.89	0.00	0.00
Coupon	10/30/2014	10/30/2014	203478KP6	0.00	Community Bank & Trust	12/30/2014	0.00	0.20	---	3.95	0.00	0.00
Buy	10/31/2014	10/31/2014	74926P688	0.09	US GOVT MONEY MKT-RBC IS 2	10/31/2014	0.09	0.01	1.00	-0.09	0.00	0.00
Money Market Funds	10/31/2014	10/31/2014	74926P688	0.00	US GOVT MONEY MKT-RBC IS 2	10/31/2014	0.00	0.01	---	0.09	0.00	0.00
---	---	---	---	106.64	---	---	-106.64	---	---	3.95	1.84	0.00

* The Transaction Detail/Trading Activity reports provide our most up-to-date transactional details. As such, these reports are subject to change even after the other reports on the website have been locked down. While these reports can be useful tools in understanding recent activity, due to their dynamic nature we do not recommend using them for booking journal entries or reconciliation.



A division of RBC Capital Markets, LLC, Member NYSE/FINRA/SIPC.

Disclaimer

As of 10/31/2014

[Return to Table of Contents](#)

Dated: 11/03/2014

This report is provided to you by Clearwater Analytics as a service enabling you to review specific details of your RBC Wealth Management account on a periodic basis. However, it is not to be considered as the official or definitive statement of your account. Assets held on the books and records of companies other than RBC WM may appear on your Clearwater Analytics reports if you have requested that such additional assets be included. Assets held away from RBC WM may not be covered by SIPC. RBC WM does not guarantee the accuracy or completeness of Clearwater Analytics reports. The most complete and accurate reflection of your RBC WM account status is contained within your official RBC Wealth Management transaction confirmations, account statements and tax documents. Pricing information is provided for evaluation purposes only and may not necessarily reflect the price at which a security may be purchased or sold. The summary/prices/quotes/statistics/information contained herein have been obtained from sources believed reliable but may not necessarily be complete and cannot be guaranteed. RBC Wealth Management, a division of RBC Capital Markets, LLC, Member NYSE/FINRA/SIPC.

Morgan Stanley

MSSB - Statement

MSSB-LightSquared Aggregate (0229)

Month End (M10 Y2014)

10/01/2014 - 10/31/2014

Dated: 11/03/2014

Locked Down

Table of Contents

Dated: 11/03/2014

<u>MSSB Account Summary (MSSB-LightSquared Aggregate (0229))</u>
<u>GAAP Financials (MSSB-LightSquared Aggregate (0229))</u>
<u>BS Classification (MSSB-LightSquared Aggregate (0229))</u>
<u>Income Detail (MSSB-LightSquared Aggregate (0229))</u>
<u>Transaction Detail (MSSB-LightSquared Aggregate (0229))</u>
<u>Supplemental Transaction Detail Report (MSSB-LightSquared Aggregate (0229))</u>
<u>Trading Activity (MSSB-LightSquared Aggregate (0229))</u>
<u>MMF Transaction (MSSB-LightSquared Aggregate (0229))</u>
<u>Market Value Roll (MSSB-LightSquared Aggregate (0229))</u>
<u>GAAP Entry Summary (MSSB-LightSquared Aggregate (0229))</u>
<u>GAAP Trial Balance (MSSB-LightSquared Aggregate (0229))</u>

MSSB Account Summary

MSSB-LightSquared Aggregate
(0229)

Dated: 11/03/2014

Functional Currency: USD 10/01/2014 - 10/31/2014

Accounting

Balance Sheet Classification

	Book Value	Market Value
Cash & Cash Equivalents	8,303.88	8,303.88
Short Term Investments	0.00	0.00
Long Term Investments	0.00	0.00
Accrued Interest Receivable	0.00	0.00
Equity	0.00	0.00
Alternative Investments	0.00	0.00
Total	8,303.88	8,303.88

Unrealized Gain/Loss

Beginning Unrealized Gain/Loss	0.00
Unrealized Gain	0.00
Unrealized Loss	0.00
Net Unrealized Gain/Loss	0.00
Change Unrealized Gain/Loss	0.00

Interest Income Detail

	Tax Exempt	Taxable
Beginning Accrued	0.00	0.00
Purchased Accrued	0.00	0.00
Sold Accrued	0.00	0.00
Coupons Received	0.00	0.05
Equity Dividends Received	0.00	0.00
Interest Accrued In Period	0.00	0.05
Other Income	0.00	0.00
Interest Income Total	0.00	0.05
Ending Accrued	0.00	0.00

Amortization/Accretion

	Tax Exempt	Taxable
Beginning Amortized Cost	0.00	8,303.83
Purchases	0.00	0.05
Sales	0.00	0.00
Ending Amortized Cost	0.00	8,303.88
Amortization/Accretion	0.00	0.00

Realized Gain/Loss

Realized Gain	0.00
Realized Loss	0.00
Realized Impairment Loss	0.00
Net Realized Gain/Loss	0.00

Expenses

0.00

Performance

Summary

	Actual	Annualized
Income Return	0.00%	0.01%
Price Return	0.00%	0.00%
Total Return	0.00%	0.01%

Market Value

Daily Average Market Value	8,303.90
Beginning Market Value	8,303.83
Ending Market Value	8,303.88
Change In Market Value	0.05

Transactions

Purchases/Sales/Maturities/Redemptions

	Purchases	Sales	Maturities	Redemptions
Cash & Cash Equivalents	-0.05	0.00	0.00	0.00
Short Term Marketable Securities	0.00	0.00	0.00	0.00
Long Term Marketable Securities	0.00	0.00	0.00	0.00
Equities	0.00	0.00	0.00	0.00
Funds	0.00	0.00	0.00	0.00
Alternative Investments	0.00	0.00	0.00	0.00
Total	-0.05	0.00	0.00	0.00

Cash Transfers

0.00

Security Transfers

Transfers In	0.00
Accrued Transfers In	0.00
Transfers Out	0.00
Accrued Transfers Out	0.00
Total	0.00

Risk

Summary

Purchase Yield	0.020
Duration (Years)	0.000
Duration (Days)	0
WAM (Effective)	0.000
Avg Credit	AAA/Aaa/AAA

Duration

0-90 Days	100.00
90-180 Days	0.00
180-365 Days	0.00
1-2 Years	0.00
Over 2 Years	0.00

Credit Ratings

AAA/Aaa	100.00
AA/Aa	0.00
A/A	0.00
BBB/Baa	0.00
Non-Invest	0.00
Not Rated	0.00

Sectors

Cash	100.00
Government	0.00
Agency	0.00
Municipal	0.00
Corporate	0.00
Asset Backed	0.00
Mortgage Backed	0.00
Equity	0.00

MSSB Account Summary

MSSB-LightSquared Aggregate
(0229)

Functional Currency: USD 10/01/2014 - 10/31/2014

[Return to Table of Contents](#)

Dated: 11/03/2014

Net Income	0.05
------------	------

GAAP Financials

MSSB-LightSquared Aggregate
(2229)

10/01/2014 - 10/31/2014

[Return to Table of Contents](#)

Dated: 11/03/2014

Balance Sheet	MSSB-LightSquared Aggregate		MSSB-LightSquared		MSSB-LightSquared PM Account		
	As of:	09/30/2014	10/31/2014	09/30/2014	10/31/2014	09/30/2014	10/31/2014
Original Cost less Due		8,303.83	8,303.88	0.00	0.00	8,303.83	8,303.88
Net Accumulated Amortization/Accretion		0.00	0.00	0.00	0.00	0.00	0.00
Net Accumulated OTTI		0.00	0.00	0.00	0.00	0.00	0.00
Book Value less Due		8,303.83	8,303.88	0.00	0.00	8,303.83	8,303.88
Due and Accrued		0.00	0.00	0.00	0.00	0.00	0.00
Book Value + Accrued		8,303.83	8,303.88	0.00	0.00	8,303.83	8,303.88
Unrealized Gain		0.00	0.00	0.00	0.00	0.00	0.00
Unrealized Loss		0.00	0.00	0.00	0.00	0.00	0.00
Market Value + Accrued		8,303.83	8,303.88	0.00	0.00	8,303.83	8,303.88

Income Statement	MSSB-LightSquared Aggregate		MSSB-LightSquared		MSSB-LightSquared PM Account	
	Begin Date	10/01/2014	Begin Date	10/01/2014	Begin Date	10/01/2014
	End Date	10/31/2014	End Date	10/31/2014	End Date	10/31/2014
Net Amortization/Accretion Income		0.00		0.00		0.00
Interest Income		0.05	0.00	0.05		0.05
Dividend Income		0.00	0.00	0.00		0.00
Misc Income		0.00	0.00	0.00		0.00
Income Subtotal		0.05		0.00		0.05
Realized Gain		0.00	0.00	0.00		0.00
Realized Loss		0.00	0.00	0.00		0.00
Impairment Loss		0.00	0.00	0.00		0.00
Net Gain/Loss		0.00		0.00		0.00
Expense		0.00	0.00	0.00		0.00
Net Income		0.05		0.00		0.05
Transfers In/Out		0.00	0.00	0.00		0.00
Change in Unrealized Gain		0.00	0.00	0.00		0.00
Change in Unrealized Loss		0.00	0.00	0.00		0.00

Statement of Cash Flows	MSSB-LightSquared Aggregate		MSSB-LightSquared		MSSB-LightSquared PM Account	
	Begin Date	10/01/2014	Begin Date	10/01/2014	Begin Date	10/01/2014
	End Date	10/31/2014	End Date	10/31/2014	End Date	10/31/2014
Net Income		0.05		0.00		0.05
Amortization/Accretion on MS		0.00	0.00	0.00		0.00
Change in Accrued on MS		0.00	0.00	0.00		0.00
Net Gain/Loss on MS		0.00	0.00	0.00		0.00
Change in Unrealized G/L on CE		0.00	0.00	0.00		0.00
Subtotal		0.00		0.00		0.00
Purchases of MS		0.00	0.00	0.00		0.00
Purchased Accrued of MS		0.00	0.00	0.00		0.00
Sales of MS		0.00	0.00	0.00		0.00
Sold Accrued of MS		0.00	0.00	0.00		0.00
Maturities of MS		0.00	0.00	0.00		0.00
Net Purchases/Sales		0.00		0.00		0.00
Transfers of Cash & CE		0.00	0.00	0.00		0.00
Total Change in Cash & CE		0.05		0.00		0.05
Beginning Cash & CE		8,303.83	0.00	0.00		8,303.83
Ending Cash & CE		8,303.88		0.00		8,303.88

BS Classification

MSSB-LightSquared Aggregate
(0229)

Base Currency: USD As of 10/31/2014

[Return to Table of Contents](#)

Dated: 11/03/2014

Cash

Cusip/ISIN Description	Curr Face	Sector	Coupon	Maturity Eff Maturity	Pur Yield	S&P Rating, Moody's Rating	Orig Cost	Amort Cost	Price	Accr Int	Unreal G/L	Fair Value	Mkt Value
CCYUSD Cash	-0.00	Cash	0.00	10/31/2014 10/31/2014	0.00 0.00	AAA Aaa	-0.00	-0.00	1.00	0.00	0.00	-0.00	-0.00
CCYUSD Cash	0.00	Cash	0.00	10/31/2014 10/31/2014	0.00 0.00	AAA Aaa	0.00	0.00	1.00	0.00	0.00	0.00	0.00
CCYUSD Cash	-0.00	Cash	0.00	10/31/2014 10/31/2014	0.00 0.00	AAA Aaa	-0.00	-0.00	1.00	0.00	0.00	-0.00	-0.00

CE

Cusip/ISIN Description	Curr Face	Sector	Coupon	Maturity Eff Maturity	Pur Yield	S&P Rating, Moody's Rating	Orig Cost	Amort Cost	Price	Accr Int	Unreal G/L	Fair Value	Mkt Value
52470G841 WESTERN AST IS US TR RES-INS	8,303.88	Cash	0.02	10/31/2014 10/31/2014	0.02 0.02	AAAm Aaa	8,303.88	8,303.88	1.00	0.00	0.00	8,303.88	8,303.88
52470G841 WESTERN AST IS US TR RES-INS	8,303.88	Cash	0.02	10/31/2014 10/31/2014	0.02 0.02	AAAm Aaa	8,303.88	8,303.88	1.00	0.00	0.00	8,303.88	8,303.88

Summary

Cusip/ISIN Description	Curr Face	Sector	Coupon	Maturity Eff Maturity	Pur Yield	S&P Rating, Moody's Rating	Orig Cost	Amort Cost	Price	Accr Int	Unreal G/L	Fair Value	Mkt Value
---	8,303.88	Cash	---	10/31/2014 10/31/2014	0.02 0.02	AAA Aaa	8,303.88	8,303.88	1.00	0.00	0.00	8,303.88	8,303.88

* Grouped By: Class. * Groups Sorted By: Class. * Weighted By: Mkt Value.

Income Detail

MSSB-LightSquared Aggregate
(0229)

Base Currency: USD 10/01/2014 - 10/31/2014

[Return to Table of Contents](#)

Dated: 1/03/2014

Cusip/SIN	Current Face	Description	Coupon Rate	Final Maturity	Effective Maturity	Transfers In/Out	Interest Income	Net Amortization/ Accretion Income	Net Income	Expense	Settle Date
52470G841	8,303.88	WESTERN AST IS US TR RES-INS	0.02	10/31/2014	10/31/2014	0.00	0.05	0.00	0.05	0.00	---
CCYUSD	-0.00	Cash	0.00	10/31/2014	10/31/2014	0.00	0.00	0.00	0.00	0.00	---
CCYUSD	0.00	Cash	0.00	10/31/2014	10/31/2014	0.00	0.00	0.00	0.00	0.00	---
---	8,303.88	---	---	10/31/2014	10/31/2014	0.00	0.05	0.00	0.05	0.00	---

* Weighted By: Ending Base Market Value + Accrued. * Holdings Displayed By: Lot.

Transaction Detail

MSSB-LightSquared Aggregate
(0229)

Base Currency: USD 10/01/2014 - 10/31/2014

[Return to Table of Contents](#)

Dated: 11/03/2014

* Does not Lock Down.

Trade Date	Settle Date	Transaction Type	Current Units	Cusip/ISIN	Description	Coupon Rate	Final Maturity	Price	Amount
10/31/2014	10/31/2014	Buy	0.05	52470G841	WESTERN AST IS US TR RES-INS	0.02	10/31/2014	1.00	-0.05
10/31/2014	10/31/2014	Money Market Funds	0.00	52470G841	WESTERN AST IS US TR RES-INS	0.02	10/31/2014	---	0.05
10/31/2014	10/31/2014	---	0.05	52470G841	WESTERN AST IS US TR RES-INS	0.02	10/31/2014	---	0.00

* Showing transactions with Trade Date within selected date range. * MMF transactions are collapsed.

* The Transaction Detail/Trading Activity reports provide our most up-to-date transactional details. As such, these reports are subject to change even after the other reports on the website have been locked down. While these reports can be useful tools in understanding recent activity, due to their dynamic nature we do not recommend using them for booking journal entries or reconciliation.

Supplemental Transaction Detail Report

MSSB-LightSquared Aggregate
(0229)

Base Currency: USD 10/01/2014 - 10/31/2014

[Return to Table of Contents](#)

Dated: 11/03/2014

CE

BS Class 2	Security Type	Trade Date, Settle Date	Current Units	Cusip/ISIN	Description	Coupon Rate	Price	Base Purchases	Base Sales	Base Maturities and Redemptions
CE	CASH	---	0.00	CCYUSD	Cash	0.00	1.00	0.00	0.00	0.00
CE	CASH	---	0.00	CCYUSD	Cash	0.00	1.00	0.00	0.00	0.00
CE	MMFUND	---	8,303.88	52470G841	WESTERN AST IS US TR RES-INS	0.02	1.00	0.05	0.00	0.00
CE	---	---	8,303.88	---	---	0.02	1.00	0.05	0.00	0.00

* Grouped By: BS Class 2. * Groups Sorted By: BS Class 2. * Weighted By: Ending Base Market Value + Accrued.

Trading Activity

MSSB-LightSquared Aggregate
(0229)

Base Currency: USD 10/01/2014 - 10/31/2014

[Return to Table of Contents](#)

Dated: 11/03/2014

* Does not Lock Down.

Trade Date, Settle Date	Transaction Type	Cusip/ISIN Description	Coupon Rate	Final Maturity	Current Units	Price	Principal	Accrued Interest	Net Realized Gain/ Loss	Proceeds
10/31/2014 10/31/2014	Buy	52470GB41 WESTERN AST IS US TR RES-INS	0.02	10/31/2014	0.05	1.00	0.05	0.00	0.00	-0.05
10/31/2014 10/31/2014	Buy	52470G841 WESTERN AST IS US TR RES-INS	0.02	10/31/2014	0.05	1.00	0.05	0.00	0.00	-0.05

* Showing transactions with Trade Date within selected date range. * MMF transactions are collapsed.

* The Transaction Detail/Trading Activity reports provide our most up-to-date transactional details. As such, these reports are subject to change even after the other reports on the website have been locked down. While these reports can be useful tools in understanding recent activity, due to their dynamic nature we do not recommend using them for booking journal entries or reconciliation.

MMF Transaction

MSSB-LightSquared Aggregate
(0229)

Base Currency: USD 10/01/2014 - 10/31/2014

[Return to Table of Contents](#)

Dated: 11/03/2014

* Does not Lock Down.

Trade Date	Settle Date	Type	Notional	Cusip/ISIN	Ticker	Description	Realized Gain/Loss	Amount
10/31/2014	10/31/2014	Buy	0.05	52470G841	CIXX	WESTERN AST IS US TR RES-INS	0.00	-0.05
10/31/2014	10/31/2014	Money Market Funds	0.00	52470G841	CIXX	WESTERN AST IS US TR RES-INS	0.00	0.05
			0.05	52470G841	CIXX	WESTERN AST IS US TR RES-INS	0.00	0.00

* Filtered By: Asset Class = Money Market Funds.

* The Transaction Detail/Trading Activity reports provide our most up-to-date transactional details. As such, these reports are subject to change even after the other reports on the website have been locked down. While these reports can be useful tools in understanding recent activity, due to their dynamic nature we do not recommend using them for booking journal entries or reconciliation.

Market Value Roll

MSSB-LightSquared Aggregate
(0229)

Base Currency: USD 10/01/2014 - 10/31/2014

[Return to Table of Contents](#)

Dated: 11/03/2014

Cusip/ISIN	Beginning Market Value	Purchases	Sales, Maturities and Redemptions	Net Transferred Value	Amortization/ Accretion	Change in Accrued	Net Total Realized Gain/ Loss Security	Change in Net Unrealized Gain/Loss	Change in Cash Payables/ Receivables	Ending Market Value	Beginning Cash	Ending Cash
52470G841	8,303.83	0.05	0.00 0.00	0.00	0.00	0.00	0.00	0.00	0.00	8,303.88	0.00	0.00
CCYUSD	0.00	0.00	0.00 0.00	0.00	0.00	0.00	0.00	0.00	0.00	0.00	0.00	0.00
CCYUSD	-0.00	0.00	0.00 0.00	0.00	0.00	0.00	0.00	0.00	-0.00	-0.00	-0.00	-0.00
CCYUSD	0.00	0.00	0.00 0.00	0.00	0.00	0.00	0.00	0.00	0.00	0.00	0.00	0.00
CCYUSD	0.00	0.00	0.00 0.00	0.00	0.00	0.00	0.00	0.00	0.00	0.00	0.00	0.00
---	8,303.83	0.05	0.00 0.00	0.00	0.00	0.00	0.00	0.00	-0.00	8,303.88	-0.00	-0.00

* Weighted By: Ending Market Value + Accrued.

GAAP Entry Summary

MSSB-LightSquared Aggregate
(0229)

10/01/2014 - 10/31/2014

[Return to Table of Contents](#)

Dated: 11/03/2014

Buy

Activity Type	Currency	GL Code	GL Account Description	Debit	Credit
Buy	USD	---	Cash	0.00	0.05
Buy	USD	---	Payable	0.05	0.05
Buy	USD	---	CE Original Cost less Due	0.05	0.00
Buy	USD	---	---	0.10	0.10

Interest Income

Activity Type	Currency	GL Code	GL Account Description	Debit	Credit
Interest Income	USD	---	Due and Accrued (BS)	0.14	0.00
Interest Income	USD	---	Interest Income	0.00	0.14
Interest Income	USD	---	---	0.14	0.14

Money Market Funds

Activity Type	Currency	GL Code	GL Account Description	Debit	Credit
Money Market Funds	USD	---	Due and Accrued (BS)	0.05	0.19
Money Market Funds	USD	---	Interest Income	0.09	0.00
Money Market Funds	USD	---	Cash	0.05	0.00
Money Market Funds	USD	---	---	0.19	0.19

Summary

Activity Type	Currency	GL Code	GL Account Description	Debit	Credit
---	USD	---	---	0.42	0.42

* Grouped By: Activity Type. * Groups Sorted By: Activity Type.

GAAP Trial Balance

MSSB-LightSquared Aggregate
(0229)

10/01/2014 - 10/31/2014

[Return to Table of Contents](#)

Dated: 11/03/2014

Asset

Description	Currency	GL Code	Balance Type	Beginning Balance	Activity	Ending Balance
Cash	USD	---	Asset	-0.00	-0.00	-0.00
CE Original Cost less Due	USD	---	Asset	8,303.83	0.05	8,303.88
Due and Accrued (BS)	USD	---	Asset	0.00	0.00	0.00
---	USD	---	Asset	8,303.83	0.05	8,303.88

Liability

Description	Currency	GL Code	Balance Type	Beginning Balance	Activity	Ending Balance
Payable	USD	---	Liability	0.00	0.00	0.00
Payable	USD	---	Liability	0.00	0.00	0.00

Income & Expense

Description	Currency	GL Code	Balance Type	Beginning Balance	Activity	Ending Balance
Interest Income	USD	---	Income	30.42	0.05	30.47
Interest Income	USD	---	Income	30.42	0.05	30.47

Other

Description	Currency	GL Code	Balance Type	Beginning Balance	Activity	Ending Balance
Cash Transfers	USD	---	Equity	-1,650,000.00	0.00	-1,650,000.00
Cash Transfers	USD	---	Equity	-1,650,000.00	0.00	-1,650,000.00

Summary

Description	Currency	GL Code	Balance Type	Beginning Balance	Activity	Ending Balance
---	USD	---	---	-1,641,665.75	0.10	-1,641,665.65

* Grouped By: Balance Type Category.

Disclaimer

As of 10/31/2014

[Return to Table of Contents](#)

Dated: 11/03/2014

This report has been prepared by Clearwater Analytics, LLC for informational purposes, as of the dates set forth above. This is not our official client statement and is not an official tax statement. While we have based this unofficial summary on data we believe is accurate, we do not guarantee its accuracy or completeness. To the extent there are differences between your official customer client statement and this summary, your official client statement will supersede unofficial statements. Values shown on this unofficial summary may differ materially from those in your official client statement. This unofficial summary may not include all relevant costs due to the fact accrual of certain fees may be not be reflected intra-month. Although we may have provided appropriate benchmark comparisons, we do not guarantee that these are the most appropriate comparisons; if performance has been provided be aware that your portfolio's performance may be lesser or greater than that of other benchmarks. It is not possible to invest directly in an index.

This summary may include assets not held by MSSB or its affiliates and such information may be based on information provided by you or third parties. We have not verified this information and we are not responsible for such information verification.

Please contact each custodian of the assets to obtain the official statements and to determine the applicability of SIPC coverage.

We and our affiliates do not take responsibility for any errors in this unofficial Summary and you should not rely on this Summary for any purpose. This Summary may not be used for appraisal, valuation or non-informational purposes. This communication is confidential and solely for the addressee. This is not a trade confirmation or an offer or solicitation of an offer to buy/sell the securities/instruments mentioned. We and our affiliates may own, trade, make a market in and lend on the securities/instruments mentioned or may advise the issuers. This is not a research report and will not be updated. Past performance is not indicative of future returns.

Morgan Stanley Smith Barney LLC and its affiliates do not provide tax or legal advice. To the extent this material or any attachment concerns tax matters, it is not intended to be used and cannot be used by a taxpayer for the purpose of avoiding penalties that may be imposed by law. Any such taxpayer should seek advice based on the taxpayer's particular circumstances from an independent tax advisor.

Investments and services are offered through Morgan Stanley Smith Barney LLC Member SIPC.

LightSquared, LP

Restricted Cash

G/L: 0610 &

0100

October 31, 2014

Bank Reconciliation for the Month of October 2014

Balance per Comerica bank statement 10/31/14:	\$	106,558.29
Balance per CD bank statement 10/31/14:		-
Combined Balance per bank @ 10/31/14:	\$	<u>106,558.29</u>

Comerica Restricted Funds for Fees 10/31/14:	56,454.55
Credit Card Dep Bal as of 10/31/14:	<u>50,000.00</u>
G/L# 0100 Balance @ 10/31/14:	<u>106,454.55</u>

Plus: Reclass of Unrestricted Cash & Cash Equivalent	103.74
Total G/L Balance @ 10/31/14:	\$ <u>106,558.29</u>

\$

Comerica Bank

STATEMENT OF ACCOUNT

80948



LIGHTSQUARED LP
ATTENTION
10802 PARKRIDGE BLVD
RESTON VA 20191-4334

**Premium Business Money Market
Account statement**

October 1, 2014 to October 31, 2014

Account number 9959

Number of items enclosed: 0

Account summary

Beginning balance
on October 1, 2014 \$106,550.72

Plus deposits

Interest \$13.57

Less withdrawals

Fees and service charges -\$6.00

Ending balance
on October 31, 2014 \$106,558.29

Interest rates on October 31, 2014

Interest rates we paid at the end of this statement period:

- on balances of \$1 to \$49,999 : 0.10%
- on balances of \$50,000 to \$99,999 : 0.10%
- on balances of \$100,000 to \$499,999 : 0.15%
- on balances of \$500,000 to \$999,999 : 0.15%
- on balances of \$1,000,000 to \$4,999,999 : 0.15%
- on balances of \$5,000,000 to \$9,999,998 : 0.15%
- on balances of \$9,999,999 or more: 0.15%

Summary of interest earned

- Interest paid to you this statement period: \$13.57
- Total interest paid to you this year: \$133.07

To contact us

Call
(800) 269-9050

Visit our web site
www.comerica.com

Write to us
COMERICA BANK
226 AIRPORT PARKWAY
SAN JOSE, CA 95110-4348

Important information

The Account Balance Fee for this statement period for this account is \$0.00/\$1,000.

Thank you

Premium Business Money Market Account statement
October 1, 2014 to October 31, 2014

Premium Business Money Market Account account details: 9959

Other deposits this statement period

Date	Amount (\$)	Activity	Reference numbers	
			Customer	Bank
Oct 31	13.57	Interest		I-GEN12188
Total Other Deposits: \$13.57				
Total number of Other Deposits: 1				

Fees and service charges this statement period

Date	Amount (\$)	Activity	Bank
			reference number
Oct 14	-6.00	Service Charge	0001577170
Total Fees and Service Charges: -\$6.00			
Total number of Fees and Service Charges: 1			



Lowest daily balance

Your lowest daily balance this statement period was \$106,544.72
on October 14, 2014.

LightSquared, LP

Multi-Currency / Time Deposit Account

G/L 0210

October 31, 2014

Bank Reconciliation for the Month of October 2014

SunTrust Time Deposit Acct : 3051EUR @ 10/31/14: EUR	-
Wells Fargo Acct 5576EUR @ 10/31/14: EUR	-
Exchange Rate @ 10/31/14:	-
USDS Bank Balance @ 10/31/14: USD	\$ -
Multi-Currency G/L Account Balance @ 10/31/14: USD	\$ -
	\$ -



10802 PARKRIDGE BLVD.

ATTN:

RESTON VA

20191

3051 SKYTERRA LP (EUR) #:

Start Date:	Oct 1, 2014	Opening:	0.00
End Date:	Oct 31, 2014	Closing:	0.00
Ccy:	EUR		



10802 PARKRIDGE BLVD.

ATTN: KURT HAUFLE

RESTON VA

20191

3051 SKYTERRA LP (CAD) #:

Start Date:	Oct 1, 2014	Opening:	0.00
End Date:	Oct 31, 2014	Closing:	0.00
Ccy:	CAD		

LightSquared Corp

Scotiabank Account 94 11

G/L 0180

In Canadian Dollars

October 31, 2014

Balance per bank statement as of 10/31/14	\$	306,980.07
Less: Outstanding Checks:		(43,678.89)

<u>\$</u>	<u>263,301.18</u>
-----------	-------------------

Balance per General Ledger as of 10/31/14	263,301.19
---	------------

Scotia Bank Fee

Ending Balance

<u>\$</u>	<u>263,301.19</u>
-----------	-------------------

Variance	(0.01)
----------	--------



PO BOX 4234 STN A 47696
TORONTO ON M5W 5P6
1-888-855-1234

LIGHTSQUARED CORP.
ATTN
10802 PARKRIDGE BOULEVARD
RESTON VA 20191

Statement Of:	Account Number:	From:	To:
Business Account	34 11	Sep 30 2014	Oct 31 2014

Account Summary for this Period:

No. of Debits	Total Amount - Debits	No. of Credits	Total Amount - Credits
54	\$760,501.76	9	\$814,408.19

Account Details:

Date	Description	Withdrawals/Debits (\$)	Deposits/Credits (\$)	Balance (\$)
09/30/2014	BALANCE FORWARD			253,073.64
10/01/2014	CHQ* 72080 4100152329	1,241.17		251,832.47
10/01/2014	OUTGOING WIRE TRANSFER	75,412.82		176,419.65
10/01/2014	SERVICE CHARGE SCOTIAWIRE/MTS FEE	111.00		176,308.65
10/02/2014	CHQ 72085 300345621	344.25		175,964.40
10/02/2014	CHQ* 72087 3100083149	2,586.20		173,378.20
10/02/2014	CHQ* 72086 3700242543	66.67		173,311.53
10/03/2014	MISC PAYMENT INFOSAT COMMUNICATIONS LP		95,135.45	268,446.98
10/03/2014	CHQ* 72079 3100204235	459.58		267,987.40
10/03/2014	SERVICE CHARGE SCOTIACONNECT	432.33		267,555.07
10/03/2014	SERVICE CHARGE ELECT DAILY STATEMENTS	125.00		267,430.07
10/03/2014	SERVICE CHARGE SCOTIA DIRECT PAYMENT	164.21		267,265.86
10/06/2014	HYDRO BILL HYDRO OTTAWA	33,055.61		234,210.25
10/06/2014	OUTGOING WIRE TRANSFER SUN LIFE ASSURANCE COMPANY	8,701.04		225,509.21
10/08/2014	FEDERAL PAYMENT SSC 5003239 CANADA		16,383.82	241,893.03

No. of Debits	Total Amount - Debits	No. of Credits	Total Amount - Credits
12	\$122,699.88	2	\$111,519.27



PO BOX 4234 STN A 47696
TORONTO ON M5W 5P6
1-888-855-1234

Statement Of:
Business Account

Account Number:
34 11

From:
Sep 30 2014

To:
Oct 31 2014

Date	Description	Withdrawals/Debits (\$)	Deposits/Credits (\$)	Balance (\$)
10/08/2014	SD SETTLEMENT SD# 28043 FCN 5837 FCD 141008	71,098.26		170,794.77
10/08/2014	OUTGOING WIRE TRANSFER CANADIAN AUTOMATIC DATA PRO SERVICE	76,301.67		94,493.10
10/10/2014	BUSINESS PAD CONCUR CANADA INC	778.49		93,714.61
10/10/2014	OUTGOING WIRE TRANSFER SUN LIFE ASSURANCE COMPANY	8,808.96		84,905.65
10/14/2014	INCOMING WIRE TRANSFER LIGHTSQUARED LP WIRE PAYMENT		300,000.00	384,905.65
10/14/2014	SD SETTLEMENT SD# 28043 FCN 5857 FCD 141014	5,805.06		379,100.59
10/15/2014	DEPOSIT GLOUCESTER CENTRE 50476 001		27,963.04	407,063.63
10/15/2014	BUSINESS PAD CONCUR CANADA INC	883.67		406,179.96
10/15/2014	CHQ 72094 300047994	662.58		405,517.38
10/15/2014	CHQ* 72091 3100124698	7,863.24		397,654.14
10/15/2014	OUTGOING WIRE TRANSFER CANADIAN AUTOMATIC DATA PRO SERVICE	75,821.64		321,832.50
10/16/2014	CHQ 72092 300132520	24,091.66		297,740.84
10/17/2014	CHQ* 72090 6000243101	960.50		296,780.34
10/17/2014	OUTGOING WIRE TRANSFER SUN LIFE ASSURANCE COMPANY	8,808.96		287,971.38
10/20/2014	CHQ* 72088 3100479215	570.00		287,401.38
10/21/2014	BUSINESS PAD CONCUR CANADA INC	85.19		287,316.19
10/21/2014	CHQ* 72093 2200134149	191.71		287,124.48
10/22/2014	CHQ 72089 300518285	2,038.02		285,086.46
10/22/2014	CHQ* 72101 3100062336	353.85		284,732.61

No. of Debits	Total Amount - Debits	No. of Credits	Total Amount - Credits
17	\$285,123.46	2	\$327,963.04



PO BOX 4234 STN A 47696
TORONTO ON M5W 5P6
1-888-855-1234

Statement Of:
Business Account

Account Number:
34 11

From:
Sep 30 2014

To:
Oct 31 2014

Date	Description	Withdrawals/Debits (\$)	Deposits/Credits (\$)	Balance (\$)
10/22/2014	CHQ* 72098 4100461837	58.65		284,673.96
10/22/2014	CHQ* 72097 4100461838	5,905.89		278,768.07
10/22/2014	CHQ* 72099 4100461839	1,660.95		277,107.12
10/22/2014	OUTGOING WIRE TRANSFER CANADIAN AUTOMATIC DATA PRO SERVICE	77,235.73		199,871.39
10/23/2014	SD SETTLEMENT SD# 28043 FCN 5884 FCD 141023	31,211.50		168,659.89
10/23/2014	CHQ* 72095 3700140450	197.75		168,462.14
10/24/2014	DEPOSIT GLOUCESTER CENTRE 50476 002		20,733.46	189,195.60
10/24/2014	CHQ* 72096 3100156196	295.09		188,900.51
10/24/2014	OUTGOING WIRE TRANSFER SUN LIFE ASSURANCE COMPANY	8,808.96		180,091.55
10/27/2014	ACCOUNTS PAYABLE EMS TECH. ASC		22,101.04	202,192.59
10/27/2014	CHQ* 72100 3100309770	5,219.36		196,973.23
10/28/2014	INCOMING WIRE TRANSFER LIGHTSQUARED LP WIRE PAYMENT		200,000.00	396,973.23
10/28/2014	SD SETTLEMENT SD# 28043 FCN 5907 FCD 141028	109,223.01		287,750.22
10/28/2014	CHQ 72102 300261745	86.83		287,663.39
10/28/2014	CHQ 72113 300261746	1,931.22		285,732.17
10/28/2014	CHQ 72110 300261747	10.78		285,721.39
10/28/2014	CHQ 72108 300261748	4,343.77		281,377.62
10/28/2014	CHQ 72104 300261749	42.41		281,335.21
10/28/2014	CHQ 72103 300261750	86.83		281,248.38
10/28/2014	CHQ 72105 300294380	192.04		281,056.34
10/28/2014	OUTGOING WIRE TRANSFER CANADIAN AUTOMATIC DATA PRO SERVICE	75,882.98		205,173.36
10/28/2014	OUTGOING WIRE TRANSFER COLE INTERNATIONAL INC	133.15		205,040.21

No. of Debits	Total Amount - Debits	No. of Credits	Total Amount - Credits
19	\$322,526.90	3	\$242,834.50



PO BOX 4234 STN A 47696
TORONTO ON M5W 5P6
1-888-855-1234

Statement Of:
Business Account

Account Number:
94 11

From:
Sep 30 2014

To:
Oct 31 2014

Date	Description	Withdrawals/Debits (\$)	Deposits/Credits (\$)	Balance (\$)
10/29/2014	CHQ 72112 300343961	11,725.24		193,314.97
10/29/2014	CHQ 72111 300363506	115.62		193,199.35
10/30/2014	DEPOSIT GLOUCESTER CENTRE 50476 001		29,856.36	223,055.71
10/30/2014	MISC PAYMENT INFOSAT COMMUNICATIONS LP		102,235.02	325,290.73
10/30/2014	CHQ 72106 3100054024	8,983.50		316,307.23
10/31/2014	BUSINESS PAD CONCUR CANADA INC	464.50		315,842.73
10/31/2014	OUTGOING WIRE TRANSFER SUN LIFE ASSURANCE COMPANY	8,808.96		307,033.77
10/31/2014	SERVICE CHARGE	53.70		306,980.07

No. of Debits	Total Amount - Debits	No. of Credits	Total Amount - Credits
6	\$30,151.52	2	\$132,091.38

Uncollected fees and/or ODI owing:

\$0.00

Please examine this statement promptly.

This is your official account statement generated by us. Report any errors or omissions within 30 days of receipt electronically of this statement. Please see the terms and conditions of the applicable Scotiabank Financial Services Agreement or Business Banking Services Agreement for your account obligations.

All service fees and charges may be subject to any applicable sales taxes (GST/PST/QST/HST) or any tax levied by the government thereafter. These taxes will be payable by the customer.

GST Registration No. R105195598

® Registered trademark of The Bank of Nova Scotia



PO BOX 4234 STN A 47696
TORONTO ON M5W 5P6
1-888-855-1234

LIGHTSQUARED CORP.
ATTN
10802 PARKRIDGE BOULEVARD
RESTON VA 20191

Statement Of: Account Number: From: To:
Service Charge 94 11 Sep 30 2014 Oct 31 2014

Item	Volume	Rate	Charge (\$)
Transaction Fees			
Deposit	3	.80	2.40
Cheques	29	.80	23.20
Other Credits	5	.40	2.00
Other Debits	20	.40	8.00
Sub Total			35.60
Account Maintenance			6.00
Deposit Contents			
Items Deposited	4	.15	.60
Statement Preparation	1	3.50	3.50
Incoming Tel. Transfers	2	4.00	8.00
Total Service Charges			\$53.70

Please examine this statement promptly.

This is your official account statement generated by us. Report any errors or omissions within 30 days of receipt electronically of this statement. Please see the terms and conditions of the applicable Scotiabank Financial Services Agreement or Business Banking Services Agreement for your account obligations.

All service fees and charges may be subject to any applicable sales taxes (GST/PST/QST/HST) or any tax levied by the government thereafter. These taxes will be payable by the customer.

GST Registration No. R105195598

® Registered trademark of The Bank of Nova Scotia



LIGHTSQUARED CORP.
Balance History Report

For Period: Oct 01 2014 - Oct 31 2014

Account Name: LIGHTSQUARED Account Number: 15 18 Currency: CAD Account Type: DDA
TREAS

Date	Balance	Date	Balance
10/01/2014	\$0.00	10/17/2014	\$0.00
10/02/2014	\$0.00	10/18/2014	\$0.00
10/03/2014	\$0.00	10/19/2014	\$0.00
10/04/2014	\$0.00	10/20/2014	\$0.00
10/05/2014	\$0.00	10/21/2014	\$0.00
10/06/2014	\$0.00	10/22/2014	\$0.00
10/07/2014	\$0.00	10/23/2014	\$0.00
10/08/2014	\$0.00	10/24/2014	\$0.00
10/09/2014	\$0.00	10/25/2014	\$0.00
10/10/2014	\$0.00	10/26/2014	\$0.00
10/11/2014	\$0.00	10/27/2014	\$0.00
10/12/2014	\$0.00	10/28/2014	\$0.00
10/13/2014	\$0.00	10/29/2014	\$0.00
10/14/2014	\$0.00	10/30/2014	\$0.00
10/15/2014	\$0.00	10/31/2014	\$0.00
10/16/2014	\$0.00		

Summary

Maximum Debit Balance	\$0.00
Maximum Credit Balance	\$0.00
Minimum Credit Balance	\$0.00
Average Net Balance	\$0.00
Average Credit Balance	\$0.00

Lightsquared Corp (USD)

Suntrust Account 9842

G/L 0190

October 31, 2014

CAD Reporting Ledger (USD)

Balance per bank statement as of 10/31/14	\$	178,901.78	USD
---	----	------------	-----

Less: Outstanding Checks:		-	
---------------------------	--	---	--

	\$	178,901.78	
--	----	------------	--

Balance per General Ledger as of 10/31/14		178,901.78	USD
---	--	------------	-----

Ending Balance	\$	178,901.78	
----------------	----	------------	--

Variance		-	
----------	--	---	--

SUNTRUST BANK
PO BOX 305183
NASHVILLE TN 37230-5183

Page 1 of 2
36/E00/0175/0 /72
3842
10/31/2014



Account Statement

1201914334021!
LIGHTSQUARED LP
LIGHTSQUARED CORP USD ACCOUNT
10802 PARKRIDGE BLVD
RESTON VA 20191-4334

Questions? Please call
1-800-786-8787

HOW CAN WE HELP YOU MAKE THE RIGHT FINANCIAL CHOICES FOR TODAY AND TOMORROW?
WITH OUR VARIETY OF SOLUTIONS AND FINANCIAL GUIDANCE.
WE VALUE YOU AS A CLIENT AND WANT TO HELP YOU BANK THE WAY THAT FITS YOUR LIFE.
LEARN MORE AT SUNTRUST.COM.

Account Summary	Account Type	Account Number	Statement Period
	ANALYZED BUSINESS CHECKING	3842	10/01/2014 - 10/31/2014

Description	Amount	Description	Amount
Beginning Balance	\$146,611.70	Average Balance	\$167,526.97
Deposits/Credits	\$396,263.03	Average Collected Balance	\$150,687.65
Checks	\$90,170.65	Number of Days in Statement Period	31
Withdrawals/Debits	\$273,802.30		
Ending Balance	\$178,901.78		

Deposits/ Credits	Date	Amount	Serial #		Date	Amount	Serial #	
	10/08	121,819.13		ONLINE	10/20	877.03		ONLINE
	10/08	133,333.33		ONLINE	10/27	133,789.13		ONLINE
	10/14	3,017.83		DEPOSIT				
	10/06	3,426.58		ELECTRONIC/ACH CREDIT				
				ITC GLOBAL INC	PAYABLES	MSV001		
Deposits/Credits: 6				Total Items Deposited: 7				

Checks	Check Number	Amount	Date Paid	Check Number	Amount	Date Paid	Check Number	Amount	Date Paid
	11219	63,845.00	10/14	11222	3,000.00	10/27	11225	10,075.00	10/29
	11220	11,092.98	10/15	11223	260.63	10/27			
	11221	1,800.00	10/20	11224	97.04	10/28			
Checks: 7									

Withdrawals/ Debits	Date Paid	Amount	Serial #	Description
	10/14	3,413.76		ACH PREFUNDING SETTLEMENT
	10/14	267,722.80		LIGHTSQUARED ACH PRFUND -SETT-R.LIGHTSQ
	10/21	105.64		OUTGOING FEDWIRE DR TRN #015399
	10/28	2,560.10		ACCOUNT ANALYSIS FEE
				ACH PREFUNDING SETTLEMENT
				LIGHTSQUARED ACH PRFUND -SETT-R.LIGHTSQ
Withdrawals/Debits: 4				

Balance Activity History	Date	Balance	Collected Balance	Date	Balance	Collected Balance
	10/01	146,611.70	146,611.70	10/15	62,134.03	59,117.03
	10/06	150,038.28	150,038.28	10/17	62,134.03	62,134.03
	10/08	405,190.74	150,038.74	10/20	61,211.06	60,334.06
	10/09	405,190.74	283,371.74	10/21	61,105.42	60,228.42
	10/10	405,190.74	405,190.74	10/22	61,105.42	61,105.42
	10/14	73,227.01	70,210.01	10/27	191,633.92	57,845.92

SUNTRUST BANK
PO BOX 305183
NASHVILLE TN 37230-5183

Page 2 of 2
36/E00/0175/0 /72
9842
10/31/2014



Account Statement

Balance Activity History	Date	Balance	Collected Balance	Date	Balance	Collected Balance
	10/28	188,976.78	188,521.78	10/29	178,901.78	178,901.78